

UTAH STATE BAR COMMISSION MEETING
Thursday, March 10, 2022

By ZOOM and IN PERSON

ZOOM: <https://us02web.zoom.us/j/81113738523>
Meeting ID: 811 1373 8523
Mobile: 1.253.215.8782

AGENDA

- 1. 1:00 p.m. President's Report: Heather Thuet**
 - 03 Mins.* 1.1 Report on Bar Review Events
 - 03 Mins.* 1.2 Donations for YLD Homeless Youth Resource Center for April 28th Spring Ball
 - 05 Mins.* 1.3 2022 Summer Convention Planning Report
 - 01 Mins.* 1.4 Reminder to Make Coronado Hotel Reservations and Encourage Colleagues to Attend

- 2. 1:15 p.m. Action Items**
 - 10 Mins.* 2.1 Create Committee to Review Mental Health Service Providers: **Martha Knudson**
 - 05 Mins.* 2.2 Purchase Table for First Annual UCLI Luncheon (Tab 1, Page 3)
Celebrating Justice Durham
March 24 at City Creek Marriott
 - 10 Mins.* 2.3 Approve Changes to Admissions Rules: (Tab 2, Page 5)
Carrie Boren and Nancy Sylvester

- 3. 1:40 p.m. Information Items**
 - 10 Mins.* 3.1 Finance Update: **Lauren Stout** (Tab 3, Page 29)
 - 20 Mins.* 3.2 Legislative Session Report: **Frank Pignanelli** (Tab 4, Page 71)
 - 05 Mins.* 3.3 Bar Reimagined Report: **Katie Woods**
 - 10 Mins.* 3.4 ABA Delegates' Report: **Kim Cordova**
 - 10 Mins.* 3.5 Judicial Council Report: **Margaret Plane**
 - 15 Mins.* 3.6 Office of Legal Services Innovation - (Tab 5, Page 77)
2022 Summit Report: **Heather Farnsworth**

- 2:45 p.m. Adjourn**

CONSENT AGENDA

(Tab 6, Page 96)

(Approved without discussion by policy if no objection is raised.)

1. Approve Minutes of January 28, 2022 Commission Meeting

CALENDAR

2022

March 10	Spring Convention Begins		Virtual Event
March 24	UCLI Luncheon		City Creek Marriott
March 30-April 2	Western States Bar Conference		Hawaii
April 1	Election-Online Balloting Begins		
April 6-7	ABA Day, Washington D.C.		TBD
April 15	Executive Committee	12:00 Noon	Zoom
April 15	Election-Online Balloting Ends		
April 22	Commission Meeting	9:00 a.m.	Zoom
May 26	Executive Committee	12:00 Noon	Zoom
May ?	Admission Ceremony	12:00 Noon	Virtual Event
June 2-4	Jackrabbit Bar in South Dakota		
June 3	Commission Meeting	9:00 a.m.	TBD
June 29	Executive Committee	12:00 Noon	Zoom
July 6-9	Summer Convention at Loews Coronado		San Diego, CA

TAB 1



Join Us for the First Annual UCLI Luncheon Celebrating the Contributions of Justice Christine Durham and Benefitting UCLI Programming



Justice Christine M. Durham has been a pillar in Utah's legal community, serving as a Justice of the Utah Supreme Court from 1982 to 2017 and as Chief Justice from 2002-2012. Prior to becoming Chief Justice, she served as a trial judge for four years, one of them as Presiding Judge of the Third Judicial District Court. She has done much to promote justice and equality within the profession, and to pave the way for the establishment and success of the Utah Center for Legal Inclusion. UCLI is particularly grateful for her service as UCLI Co-chair from 2017-2021. In this role, Justice Durham led the launch of the organization in gathering key players, assisting with formation, navigating difficult growing pains, and so much more. UCLI would not be what it is today without Justice Durham. We thank and honor her for her many contributions.

In addition to lunch and Justice Durham's keynote address, each ticket will give you access to our silent auction. All proceeds will help fund UCLI's programming. This includes LSAT and bar review scholarships, the Utah Law Student Mentoring program, K-12 and undergraduate pre-law outreach, along with many other efforts in building a more equitable and inclusive legal community throughout Utah.

When: March 24, 2022 from 12:00 pm-1:30 pm

Where: Salt Lake Marriott Downtown at City Creek

Prices: \$100 for individuals; \$1000 per table

For more details, visit our website: [Utah Center for Legal Inclusion \(mobilecause.com\)](https://app.mobilecause.com/e/u7xWqA?vid=qao0a)
[https://app.mobilecause.com/e/u7xWqA?vid=qao0a]

TAB 2

Utah State Bar®

M E M O R A N D U M

TO: Board of Bar Commissioners

FROM: Nancy Sylvester, General Counsel
Carrie Boren, Deputy General Counsel for Admissions

RE: Amendments to Rules 14-701, 14-705, 14-712, 14-809, and 14-807

DATE: February 2, 2022

The following are proposed amendments to the Admissions Rules. Further explanation regarding the changes to Rule 14-705 follows the bullet points.

Rule 14-701. Definitions.

- In acknowledging the remote work environment created by the pandemic, amendments remove the requirement that “active practice” activities be performed in the jurisdiction in which the applicant is admitted.
- Amendments also remove teaching full-time at an approved law school as an “active practice” activity in favor of creating an exception for this type of work under Rule 14-705.

Rule 14-705. Admission by motion.

- Amendments remove geographic restrictions for purposes of counting years of practice toward admission by motion requirements.
- Amendments allow time in Utah to count toward time practicing in another jurisdiction so long as the lawyer has complied with Rule 5.5 of the Utah Rules of Professional Conduct.¹
- Amendments reduce the amount of time a lawyer must have practiced in another jurisdiction from 60 months to 36 months.
- Amendments also exempt full-time Utah law professors from the requirement of being engaged in the active full-time practice of law for the

¹ Rule 5.5 was just updated to reflect remote work. As of May 1, 2022, a lawyer from a reciprocal jurisdiction who practices law remotely from Utah will be able to count those years toward the admission by motion requirements — so long as they were not engaged in the unauthorized practice of Utah law during that time.

relevant time period, so long as they have worked at least 80 hours per month as a law professor during that time.

Rule 14-712. Qualifications for admission based on UBE.

- Paragraph (c)(2) currently provides that a UBE score may be transferred up to 5 years after exam administration if the attorney applicant can prove that they have practiced for at least 2 ½ years.
- Repeal of paragraph (c)(2) would bring the rule in line with Rule 14-705 amendments by funneling such applicants through the admission by motion process rather than the UBE score transfer process.

Rule 14-809. Practice Pending Admission:

- Amendments to paragraph (c)(3) conform to Rule 14-705 amendments regarding geographic restrictions and time spent practicing.
- Amendments also expand practice eligibility:
 - from one year to eighteen months after certificate issuance and
 - from one failed Bar exam attempt to two failed Bar exam attempts.

Rule 14-807. Law school student and law school graduate legal assistance.

- Amendments extend law school graduate practice eligibility:
 - from one year to eighteen months after graduation and
 - from one failed Bar exam attempt to two failed Bar exam attempts.
- Amendments also fix a number of formatting issues, simplify language, and add headings for easier application.

Amendments to Rule 14-705

The amendments to Rule 14-705 make the rule more internally consistent with Rule 14-712(c)(1). Rule 14-712(c)(1) allows an attorney to transfer their passing UBE score, without requiring any proof of practical work experience, if the score was obtained within 36 months of the date the transfer application was filed. Competence is thus based on whether the attorney has passed the UBE. Rule 14-705, on the other hand,

requires an attorney to have at least 5 years of practical work experience before Utah will accept them. Competence is thus based on years of practical work experience. These rules are incongruent and make little sense from a policy standpoint. Below are two hypothetical applicants to illustrate how this currently plays out:

- **Applicant A (Admission by Motion/no UBE):** Applicant A passed Virginia's Bar Exam and has been working consistently as an attorney for 48 months. Virginia is not a UBE state but has a reciprocal agreement with Utah. Except for needing 12 additional months of experience, A meets all requirements for admission by motion under Rule 14-705, including evidence of being actively engaged in the full-time practice of law.

Result: To be admitted to Utah, Applicant A must devote the time, energy, and money necessary to take and pass the UBE in Utah. Alternatively, A must continue to practice law in Virginia for an additional 12 months and apply after meeting the experience requirement.
- **Applicant B (Admission based on UBE):** Applicant B obtained a 270 on the UBE in North Dakota. B files an application under Rule 14-712 for UBE score transfer 36 months after taking the exam. B's UBE application is processed and no problems arise during the character and fitness review. Other than the employment information required as part of the application process, B is not required to show any evidence of being engaged in the active, full-time practice of law as defined by the rules.

Result: B is fully licensed and admitted on the next motion despite having no practical experience as a lawyer for the three years they have been licensed in another UBE state.

Our rules reward for up to three years those who have taken the UBE and penalize those who have practical work experience in a reciprocal jurisdiction until they

hit practice year five. Thus, when determining attorney competence right now, a minimum passing UBE score is of far greater value than an applicant's actual experience as a practicing attorney. From a policy standpoint, this makes little sense. Utah wants to encourage, not discourage, practical work experience. Decreasing the length of practice requirement will make the application requirements more balanced for those who, for whatever reason, were not lucky enough to have taken the UBE.

Notably, Utah is not alone in making this change. Oklahoma's Supreme Court just approved a reduction in length of practice requirements from five to three years for UBE and admission by motion consistency. That brings the total number of jurisdictions to impose a three-year practice requirement to fourteen. Utah would make fifteen.

Ms. Boren estimates that these amendments would affect around ten Utah applicants per year. But even if the number is small now, the growth in Utah's legal market will continue and the number of people who fall into our current UBE/motion gap will grow along with it. Fixing this now will help avoid issues down the road.

Request to Bar Commission

The Admissions Committee requests that the Bar Commission vote to recommend these rules to the Supreme Court. Redline versions of the proposed amendments are attached to this memorandum.

Rule 14-701. Definitions.

As used in this article:

- (a) "ABA" means the American Bar Association;
- (b) "Active Practice" means work performed by an attorney holding an "active" status law license and having professional experience and responsibilities involving the Full-time Practice of Law as defined in paragraphs (u) and (jj). The Active Practice of law includes any of the following activities provided that such employment is available only to licensed attorneys ~~and the activities are performed in the jurisdiction in which the Applicant is admitted:~~
 - (1) sole practitioner, or partner, shareholder, associate, or of counsel in a law firm;
 - (2) an organization's employee whose principal responsibility is to provide legal advice or service;
 - (3) government employee whose principal duties are to provide legal advice or service;
 - (4) service in the United States armed forces as a lawyer or judge;
 - (5) judge of a court of general or appellate jurisdiction provided that such employment requires admission to the bar for the appointment thereto and for the performance of the duties thereof; or
 - (6) law clerk to a judge of a court of general or appellate jurisdiction; ~~or~~ and
 - ~~(7) teaching full-time at an Approved Law School; and~~
 - ~~(8)~~ (7) the Active Practice of law does not include work that, as undertaken, constitutes the unauthorized practice of law in the jurisdiction in which it was performed or in the jurisdiction in which the clients receiving the unauthorized services were located, nor does it include work completed in advance of any bar admission.
- (c) "Admissions Committee" means those Utah State Bar members or others appointed by the Board or president of the Bar who are charged with recommending standards

and procedures for admission to the Bar and with implementation of this article. The Admissions Committee is responsible for supervising the work of the Bar Examiner Committee, the Test Accommodations Committee, and the Character and Fitness Committee, handling requests for review as provided herein and performing other work relating to Applicant admissions.

(d) "Applicant" means each person requesting admission to the Bar. For purposes of this article, an Applicant is classified as a Student Applicant, a Foreign Law School Applicant, an Attorney Applicant, a Motion Applicant, a Disbarred Attorney Applicant, a Foreign Legal Consultant Applicant, a House Counsel Applicant, a Formerly-Admitted Applicant, a Military Lawyer Applicant, or a Military Spouse Attorney Applicant.

(e) "Approved Law School" means a law school which is fully or provisionally approved by the ABA pursuant to its Standards and Rules of Procedure for Approval of Law Schools. To qualify as approved, the law school must have been fully or provisionally approved at the time of the Applicant's graduation, or at the time of the Applicant's enrollment, provided the Applicant graduated within a typical and reasonable time.

(f) "Attorney Applicant" means any person who satisfies the requirements of Rule 14-704.

(g) "Bar" means the Utah State Bar, including its employees, committees and the Board.

(h) "Bar Examination" means the Bar Examination as defined in Rules 14-710 and 14-711.

(i) "Bar Examiner Committee" means those Bar members or others appointed by the Board or president of the Bar who are charged with grading the Bar Examination.

(j) "Board" means the Board of Bar Commissioners.

(k) "Character and Fitness Committee" means those Bar members or others appointed by the Board or president of the Bar who are charged with assessing the character and fitness of Applicants and making determinations thereon.

(l) "Complete Application" means an application that includes all fees and necessary application forms, along with any required supporting documentation, character references, a criminal background check, a photo, an official certificate of law school graduation and if applicable, a test accommodation request with supporting medical documentation, a certificate of admission and/or good standing, and a certificate of discipline.

(m) "Confidential Information" is defined in Rule 14-720(a).

(n) "Deputy General Counsel for Admissions" or "Deputy General Counsel" are terms used interchangeably to mean the Bar's attorney in charge of admissions or her or his designee.

(o) "Disbarred Attorney Applicant" means a person who has previously been licensed to practice law in Utah and who is no longer licensed to practice law because of disbarment or resignation with discipline pending or their equivalent and who satisfies the requirements of Rule 14-708(g) and 14-717.

(p) "Executive Director" means the executive director of the Utah State Bar or her or his designee.

(q) "First Professional Degree" means a degree that prepares the holder for admission to the practice of law (e.g. juris doctorate) by emphasizing competency skills along with theory and analysis. An advanced, focused, or honorary degree in law is not recognized as a First Professional Degree (e.g. master of laws or doctor of laws).

(r) "Foreign Law School" means any school located outside of the United States and its protectorates, that is accredited by that jurisdiction's legal accreditation body, if one exists, where principles of English Common Law form the predominant basis for that

country's system of jurisprudence, and whose graduates are otherwise permitted by that jurisdiction's highest court to practice law.

(s) "Foreign Legal Consultant Applicant" means any Applicant who satisfies the requirements of Rule 14-718.

(t) "Formerly-Admitted Applicant" means a person who has previously been licensed to practice law in Utah who is no longer licensed to practice law because of resignation without discipline pending or failure to pay licensing fees for three or more years under Rule 14-107(b)(4), and who satisfies the requirements of Rule 14-717.

(u) "Full-time Practice" means the Active and lawful Practice of Law for no fewer than 80 hours per month. Time spent on administrative or managerial duties, continuing legal education, or client development and marketing does not qualify as part of the required 80 hours of legal work.

(v) "General Counsel" means the General Counsel of the Utah State Bar or her or his designee.

(w) "House Counsel Applicant" means any Applicant who satisfies the requirements of Rule 14-719.

(x) "House Counsel" means a person granted a license under Rule 14-719.

(y) "Inactive" means an attorney's law license is held in "inactive status" or an equivalent term.

(z) "MBE" means the Multistate Bar Examination prepared by the NCBE.

(aa) "MEE" means the Multistate Essay Examination prepared by the NCBE.

(bb) "Military Lawyer Applicant" means any Applicant who satisfies the requirements of Rule 14-804.

(cc) "Military Spouse Attorney Applicant" means any Applicant who satisfies the requirements of Rule 14-805.

(dd) "Motion Applicant" means any person who satisfies the requirements of Rule 14-705.

(ee) "MPRE" means the Multistate Professional Responsibility Examination prepared by the NCBE.

(ff) "MPT" means the Multistate Performance Test prepared by the NCBE.

(gg) "NCBE" means the National Conference of Bar Examiners, an organization that develops, maintains, and applies reasonable and uniform standards of bar examination education and testing.

(hh) "OPC" means the Office of Professional Conduct.

(ii) "Person" includes the plural as well as the singular and legal entities as well as natural persons.

(jj) "Practice of Law" means employment available only to licensed attorneys where the primary duty of the position is to represent the interests of another person by informing, counseling, advising, assisting, advocating for or drafting documents for that person through application of the law and associated legal principles to that person's facts and circumstances. The Practice of Law constitutes more than merely working with legally-related matters.

(kk) "Privileged Information" in this article includes: information subject to the attorney-client privilege, attorney work product, test materials and applications of examinees; correspondence and written decisions of the Board, Admissions Committee, Bar Examiner Committee, Character and Fitness Committee, and Test Accommodations Committee; and the identity of individuals participating in the drafting, reviewing, grading and scoring of the Bar Examination.

(ll) "Reapplication for Admission" means that for two years after the filing of an original application, an Applicant may reapply by completing a Reapplication for Admission form updating any information that has changed since the prior application was filed and submitting a new criminal background check.

(mm) "Student Applicant" means any person who satisfies the requirements of Rule 14-703(a) who has never been admitted as an attorney in any jurisdiction.

(nn) "Supreme Court" means the Utah Supreme Court.

(oo) "Test Accommodations Committee" means those Bar members or others appointed by the Board or president of the Bar who are charged with the review of requests from Applicants seeking to take the Bar Examination with test accommodations and who make determinations thereon.

(pp) "Unapproved Law School" means a law school that is not fully or provisionally approved by the ABA. For an Unapproved Law School's graduates to be eligible for admission, the law school must be accredited in the jurisdiction where it exists, provide legal education that is the substantial equivalent of the legal education provided by an Approved Law School, and not be based on correspondence or internet study.

(qq) "UBE" means the Uniform Bar Examination as prepared by the NCBE.

(rr) "Updated Application" means that an Applicant is required to amend and update their application on an ongoing basis and correct any information that has changed since the application was filed.

(ss) "Written Component" means that portion of the Bar Examination that consists of MEE and MPT questions.

Rule 14-705. Admission by motion.

(a) **Reciprocal admission.** An Applicant is eligible to be admitted by motion if the Applicant meets all the requirements of this rule. Admission by Motion is not a right; the burden of proof is on the Applicant to establish by clear and convincing evidence that the Applicant:

(1) has paid the prescribed nonrefundable fee and filed the required Complete Application as a Motion Applicant;

(2) is at least 21 years old;

(3) has been admitted by bar examination to practice law before the highest court of a U.S. state, territory or the District of Columbia;

(4) holds a First Professional Degree in law from an Approved Law School;

(5) has successfully passed the MPRE;

(6) has demonstrated that the U.S. state, territory or the District of Columbia that licenses the Applicant reciprocally allows the admission of licensed Utah lawyers under terms and conditions similar to those set forth in this rule;

(7) has been ~~Actively~~ licensed and engaged in the ~~ly engaged in the~~ Full-time Practice of Law as defined in Rule 14-701(b), (u), and (jj) ~~in the reciprocal jurisdiction(s) where licensed for 60-36 of the 8460~~ months immediately preceding the date the application for admission is filed. ~~For purposes of admission under this rule and with the exception of lawyers licensed in Utah as House Counsel, any time practicing at an office located in Utah will not be counted as time practicing in a reciprocal jurisdiction;~~

(8) is a member in good standing in all jurisdictions where currently admitted;

(9) has a proven record of ethical, civil, and professional behavior and has never been disbarred or resigned with discipline pending, or their equivalent, in any

jurisdiction and is not currently subject to lawyer discipline or the subject of a pending disciplinary matter; and

(10) is of good moral character and satisfies the requirements of Rule 14-708.

(b) Exceptions.

(1) Time practicing in Utah. Any time practicing at an office located in Utah will not be counted as time practicing in a reciprocal jurisdiction except to the extent that the lawyer has complied with Rule 5.5 of the Utah Rules of Professional Conduct

(2) House counsel. Lawyers licensed in Utah as House Counsel may count time practicing in Utah toward the requirements of this rule.

(3) Full-time law professors in Utah. Law professors at an Approved Law School in the state of Utah who have worked full-time as a law professor for 36 of the 60 months immediately preceding the date the application for admission is filed are exempt from the requirement of being engaged in the Full-time Practice of Law. Working full-time as a law professor means working as a law professor at least 80 hours per month.

(bc) Application form and content. The Board may require additional proof of any facts stated in the application. If the Applicant fails or refuses to furnish any information or proof, or to answer any Board inquiry pertinent to the pending application, the Board may deny the application without hearing.

(ed) Timing of application and admission. An application may be filed at any time but the Applicant must be able to demonstrate that the Applicant satisfies the requirements of this rule as of the date the application is filed. Processing of the application and the character and fitness investigation require a minimum of four months to complete.

(1) An Applicant not eligible for admission pursuant to this rule may qualify for admission as an Attorney Applicant pursuant to Rule 14-704.

51 (2) Upon approval the Applicant must comply with Rule 14-716 concerning
52 licensing and enrollment fees.

53 ~~(d)~~ **Practice pending admission.** Only persons who are active, Bar licensees in good
54 standing may engage in the practice of law in Utah. However, a Motion Applicant with
55 a pending Bar application may be eligible to practice for a limited period upon
56 satisfaction of all the requirements of Rule 14-809 and receipt of a Practice Pending
57 Admission Certificate.

1 **Rule 14-712. Qualifications for admission based on UBE.**

2 (a) **Application and admission timing.** An application may be filed at any time.
3 Processing the application and character and fitness investigation require a minimum of
4 four months to complete.

5 (b) **UBE score transferability.** An Applicant who has taken and completed the UBE in a
6 single administration in a jurisdiction other than Utah may transfer the UBE score by
7 filing an application provided:

8 (1) the Applicant meets all the requirements of Rule 14-703 or Rule 14-704;

9 (2) the Applicant has not been denied by any jurisdiction on character and fitness
10 grounds;

11 (3) the UBE score is 270 or above; and

12 (4) the Bar receives the Applicant's UBE score no later than nine months after the
13 filing of the application. To transfer a UBE score, an Applicant must send a written
14 transfer request, along with the prescribed fee, to the NCBE.

15 (c) **Time limits on transferability.** ~~Transferring the UBE score is subject to the following~~
16 ~~time limits:~~

17 ~~(1) The UBE score is transferable for all Applicants only if the application is filed within~~
18 ~~36 months of the administration of the UBE in which the passing score was earned;~~

19 ~~(2) the UBE may be transferable for up to five years from the administration of the~~
20 ~~UBE in which the passing score was earned if the Attorney Applicant can prove by~~
21 ~~clear and convincing evidence that they have been admitted to a U.S. state, territory,~~
22 ~~or the District of Columbia and has been Actively engaged in the Full-time Practice~~
23 ~~of Law as defined in Rule 14-701 for at least one half of the time period since the~~
24 ~~score was earned.~~

25

Rule 14-809. Practice Pending Admission.

(a) For purposes of this rule:

(1) "Active supervision" means:

(A) participating in and sharing responsibility for the representation of the client;

(B) ensuring that the lawyer being supervised conforms to the Rules of Professional Conduct and the Standards of Professionalism and Civility and assuming responsibility for any violation of the Rules of Professional Conduct by the lawyer being supervised; and

(C) making sufficient efforts to prevent any errors or misconduct on the part of the lawyer being supervised and taking immediate action to avoid or mitigate the consequences of any errors or misconduct that occur;

(2) "Bar" means the Utah State Bar;

(3) "Unlicensed lawyer" means a lawyer not licensed in Utah but licensed and in good standing in another United States jurisdiction; and

(4) "Utah law firm" means an entity with an office in Utah consisting of one or more Utah licensed lawyers lawfully engaged in the practice of law.

(b) An unlicensed lawyer with a pending application to the Bar may provide legal services in Utah through an office or other systematic and continuous presence provided that he or she meets the requirements of this rule.

(c) To practice under this rule an unlicensed lawyer must:

(1) reasonably expect to satisfy each requirement for admission by clear and convincing evidence as an Attorney Examination Applicant under Rule 14-704 or as a Motion Applicant under Rule 14-705;

- (2) have submitted to the Bar a complete application as defined in Rule 14-701(l) to sit for the Utah Bar Examination or to be admitted by motion;
- (3) have been engaged in the full-time active practiced of law ~~full-time as defined in Rule 14-701(b), (u), and (jj) in a jurisdiction where licensed~~ for ~~60~~ 36 of the ~~84~~ 60 months immediately preceding the filing of the application for admission;
- (4) have graduated from an ABA-approved law school;
- (5) have submitted a Practice Pending Admission Request Form to the Bar with the appropriate fee;
- (6) have passed a preliminary character and fitness review as prescribed by the Character and Fitness Committee;
- (7) have received from the Bar a Practice Pending Admission Certificate;
- (8) have an active law license in a U.S. jurisdiction;
- (9) be in good standing in all courts and jurisdictions in which he or she is admitted to practice;
- (10) be affiliated with a Utah law firm and actively supervised by a licensed Utah lawyer affiliated with the same law firm;
- (11) not have been subject to an order of attorney discipline within the preceding 84 months and not be subject to a pending grievance, complaint, disciplinary or disability investigation in any jurisdiction;
- (12) not have been previously denied admission to practice law on character and fitness grounds in any jurisdiction; and
- (13) inform all clients that the unlicensed lawyer is not licensed in Utah and affirmatively state in all written communications with the public, clients and other attorneys the following language: "Practice in Utah authorized from [date]"

to [date] under Rule 14-809 of the Rules Governing the Utah State Bar.

Supervised by [name of Utah attorney], a member of the Utah State Bar”.

(d) Eligibility to practice under this rule terminates upon the earlier occurrence of:

(1) the Bar’s admissions office’s or character and fitness committee’s decision

to defer or not to approve the unlicensed lawyer’s application;

(2) the lapse of ~~one year~~eighteen months from the issuance of the Practice Pending Admission Certificate;

(3) the unlicensed lawyer failing the Utah Bar Examination after a second attempt;

(4) the unlicensed lawyer withdrawing his or her application for admission; or

(5) the unlicensed lawyer failing to remain in compliance with subsections (c)(8) through (c)(13).

(e) Upon the termination of eligibility under (d), the unlicensed lawyer must immediately cease practicing law in Utah, and within ten days must:

(1) provide written notice to the Bar’s admissions office of the circumstances causing the termination of eligibility;

(2) provide written notice to all courts, clients and opposing counsel in pending matters of the unlicensed lawyer’s termination of authority to practice law in Utah; and

(3) in order to protect the interest of his or her clients, transfer all files to the supervising attorney or other Utah licensed lawyer.

(f) The Bar does not have the authority to waive, modify, or extend any of the requirements or time limitations in this rule.

Rule 14-807. Law school student and law school graduate legal assistance.

(a) **Purpose.** The purpose of this rule is to provide eligible law school students and recent law school graduates ("14-807 practitioners") with supervised practical training in the practice of law for a limited period ~~of time~~ and to assist the Bar and the judiciary in discharging their responsibilities to help create a just legal system that is accessible to all.

(b) **Law student and law school graduate authorization to practice law.** Subject to the inherent power of each judge to have direct control of the proceedings in court and the conduct of attorneys and others who appear before the judge, the courts of Utah are authorized to allow ~~eligible law school students and recent law school graduates~~ 14-807 practitioners to participate in matters pending before them consistent with this rule.

(c) **Eligibility.** In order to be eligible to participate under this rule, an individual must be either:

(1) A law school student in good standing who has completed the first year of legal studies amounting to at least two semesters, or the equivalent if the school is not on a semester basis, at an ABA approved law school and is either:

(A) enrolled in a law school clinic or externship and supervised by an attorney authorized to practice law in the state of Utah; or

(B) volunteering for, or employed by, a tax-exempt or governmental agency or a for-profit entity, and supervised by an attorney who is authorized to practice law in the state of Utah; or

(2) A law school graduate who is working under the supervision of an attorney authorized to practice law in the state of Utah, has graduated from an ABA approved law school, and intends to submit an application to the Bar and take the Uniform Bar Examination (UBE) within one year after graduating from law school.

(d) **Permissible activities.** Subject to all applicable rules, regulations, and statutes, a ~~law school student or law school graduate~~ 14-807 practitioner as defined ~~under in~~ this rule

may engage in the following activities, so long as the client and supervising attorney consent in writing to each activity, and the supervising attorney remains fully responsible for the manner in which the activities are conducted:

- (1) negotiations under paragraph (e);
- (2) depositions under paragraph (f);
- (3) court and administrative hearing appearances under paragraph (g);
- (4) post-conviction relief under paragraph h; and
- (5) other appropriate legal services under paragraph (i).

(1e) **Negotiations.** A 14-807 practitioner may Nnegotiate for and on behalf of the client, subject to final approval thereof by the supervising attorney, or give legal advice to the client, provided that the ~~law school student or law school graduate~~14-807 practitioner:

(A1) obtains the approval of the supervising attorney regarding the legal advice to be given or plan of negotiation to be undertaken by the law school student or law school graduate; and

(B2) performs the activities under the general supervision of the supervising attorney;

(2f) **Depositions.** A 14-807 practitioner may Aappear on behalf of the client in depositions, provided that the ~~law school student or law school graduate~~14-807 practitioner:

(A1) has passed a course in evidence; and

(B2) performs the activity under the direct supervision and in the personal presence of the supervising attorney;

(3g) **Court and administrative hearing appearances.** A 14-807 practitioner may
Aappear in any court or before any administrative tribunal in this state.

(1) In order to participate in any evidentiary hearing, ~~the a~~ law school student must have passed a course in evidence, and in the case of a criminal evidentiary hearing, must have also passed a course in criminal procedure.

(2) The supervising attorney's and the client's written consent and approval, along with the law school student's certification, must be filed in the record of the case and must be brought to the attention of the judge of the court or the presiding officer of the administrative tribunal.

(3) ~~In addition, t~~The 14-807 practitioner law school student or law school graduate must orally advise the court at the initial appearance in a case that he or she is certified to appear pursuant to this rule. A law school student or law school graduate may appear in the following matters:

(A) **Civil Matters.** In civil cases in any court, the supervising attorney is not required to be personally present in court if the person on whose behalf an appearance is being made consents to the supervising attorney's absence.

(B) **Felony or Class A Misdemeanor Criminal Matters on Behalf of the Prosecuting Authority.** In any felony or Class A misdemeanor prosecution matter in any court, the supervising attorney must be personally present throughout the proceedings.

(C) **Infraction or Class B or Class C Misdemeanor Criminal Matters on Behalf of the Prosecuting Authority.** In any infraction or Class B or Class C misdemeanor matter in any court with the written approval of the supervising attorney, the supervising attorney is not required to be personally present in court; however, the supervising attorney must be personally present during any Class B or Class C misdemeanor trial.

(D) **Felony or Class A Misdemeanor Criminal Defense Matters.** In any felony or Class A misdemeanor criminal defense matter in any court, the supervising attorney must be personally present throughout the proceedings.

(E) **Infraction or Class B or Class C Misdemeanor Criminal Defense Matters.** In any infraction or Class B or Class C misdemeanor criminal defense matter in any court, the supervising attorney is not required to be personally present in court, so long as the person on whose behalf an appearance is being made consents to the supervising attorney's absence; however, the supervising attorney must be personally present during any Class B or Class C misdemeanor trial.

(F) **Appellate Oral Argument.** In any appellate oral argument, the supervising attorney must be personally present and the court must give specific approval for the ~~law school student's or law school graduate's~~ 14-807 practitioner's participation in that case.

~~(G)-(4)~~ Notwithstanding the terms of paragraph (dg)(3), the court may at any time and in any proceeding require the supervising attorney to be personally present for such period and under such circumstances as the court may direct.

~~(4h)~~ **Post-conviction relief.** ~~A 14-807 practitioner may P~~provide assistance to indigent inmates of correctional institutions or other persons who request such assistance in preparing applications and supporting documents for post-conviction relief, except when the assignment of counsel in the matter is required by any constitutional provision, statute, or rule of this Court; if there is an attorney of record in the matter, all such assistance must be supervised by the attorney of record, and all documents submitted to the court on behalf of such a client must be reviewed and signed by the attorney of record and the supervising attorney.

~~(5i)~~ **Other appropriate legal services.** ~~A 14-807 practitioner may P~~perform other appropriate legal services, but only after prior consultation with the supervising attorney.

~~(eh)~~ **Student certification.** For any student participating under this rule, the law school's dean, or his or her designee, must certify to the supervising attorney that the ~~law school~~ student is in good standing, has completed the first year of law school

studies, and, in the case of a clinic or externship, that the ~~law school~~ student is enrolled in a law school clinic or externship. The law school's dean or designee must also certify to the supervising attorney that the student has passed an evidence course if the ~~law school~~ student will be participating in depositions or evidentiary hearings, and also a criminal procedure course if the law school student will be participating in criminal evidentiary hearings.

~~(f) The supervising attorney is responsible for ensuring that the conduct of the law school student or law school graduate complies with this rule, which includes verifying the participant's eligibility.~~

~~(g)~~ **Graduate certification.** Before participating under this rule, a law school graduate must:

- (1) provide the Bar's admissions office with the name of his or her supervising attorney;
- (2) provide the Bar's admissions office with a signed and dated authorization to release information to the supervising attorney regarding the law school graduate's Bar applicant status;
- (3) provide the Bar's admissions office with a signed and dated letter from the supervising attorney stating that he or she has read this rule and agrees to comply with its conditions; and
- (4) receive a Graduate Practice Certificate from the Bar.

~~(h)~~ **Eligibility termination.** ~~A law school student's or law school graduate's~~ 14-807 practitioner's eligibility to provide services under this rule terminates upon the earlier occurrence of:

- (1) in the case of a law school student, cessation of law school enrollment unless by reason of graduation; or
- (2) in the case of a law school graduate:

(A) the expiration of ~~one year~~eighteen months from the law school graduate's date of graduation; ~~or~~

(B) the Bar's admissions office's or character and fitness committee's decision not to approve the ~~law school~~ graduate's application; or

(C) notification of the ~~law school~~ graduate's failure to obtain a minimum passing score on the UBE as defined in Rule 14-711(d) by the graduate's second attempt.

(~~f~~k) Supervisory attorney. The supervising attorney is responsible for ensuring that the conduct of the 14-807 practitioner complies with this rule, which includes verifying the participant's eligibility.

TAB 3

UTAH STATE BAR
Budget and Finance Committee
Financial Results as of January 31, 2022
and for the seven months then ended

FINANCIAL STATEMENT HIGHLIGHTS

The results of the financials for the first seven months of the fiscal year show total revenues overreported compared to the budget, while expenses underreported, thus resulting in a favorable variance of \$124,351 compared to the budget.

Year-to-Date (YTD) Net Profit – Accrual Basis:

	Actual	Budget	Fav(unfav) \$ Variance	Fav(unfav) % Variance
YTD revenue	5,625,482	5,637,409	(11,927)	0%
YTD expenses	3,637,862	3,774,140	136,278	4%
YTD net profit/(loss)	1,987,620	1,863,269	124,351	7%

YTD net income is \$1,987,620 and is \$124,351 over budget.

YTD Net Profit –Cash Basis: Adding back year-to-date depreciation expense of \$81,981 and deducting capital expenditures of \$56,379, the cash basis year-to-date net profit is approximately \$25,602 higher.

Explanations for Departments with Net Profit Variances of \$10k and 5% Over/Under Budget and/or significant activity:

Admissions: YTD net spending for the first seven months of fiscal year 21/22 is \$24,707 less than budgeted, as Admissions revenue is overperforming by \$15,599 compared to the budget. It appears that most areas of Admissions revenue including student exam fees, retake fees and transfer fees are performing better than budgeted. Expenses also appear to perform better than budgeted, which is mostly due to the lower than budget salaries and wages and is discussed below at the NLTP section.

NLTP: YTD net spending of \$656 is less than the budget net profit of \$16,512. During the fiscal year, expenses for the department related to salaries and benefits are \$20,998 higher than budget due to the NLTP director (who is also the director of Admissions) spending more time on the NLTP program than budgeted. As the director for the two departments is filled by one person, the higher NLTP salaries and wages results in lower than budget salaries in Admissions.

CLE: For the first seven months of fiscal year 21/22, the CLE department's revenue underreported \$29,717 (12%) compared to the budget, while expenses overreported by \$24,503 (10%) compared to the budget. CLE Registrations is the most significant revenue item for this department, which underreported by \$33,289 compared to the budget. In-person CLE events continue to mostly be held virtually due to COVID pandemic and therefore are priced slightly lower than an in-person CLE. The CLE department continues to hold events virtually and evaluate appropriate registration prices that promote attendance while also adequately providing a CLE-benefit to attending members. Video CLE sales also appear lower than budgeted by \$22,788, which is due to the budget being based off prior year results and during the prior year, video sales were higher than usual due to the extended CLE reporting period.

UTAH STATE BAR
Budget and Finance Committee
Financial Results as of January 31, 2022
and for the seven months then ended

Fall Forum: The Forum was held virtually each week from November to January registration revenues have performed better than budgeted. Expenses appear lower than expected due to the online format; however, we expect more expenses to come as the event has just ended.

Member Services: Member Services YTD net spending was \$132,488 compared to budgeted net spending of \$178,889, a difference of \$46,401. The reason for the variance is mostly due to lower-than-budgeted expenses, most likely the result of the delayed budget approval and therefore limited spending in July, August and September; and also advertising revenues for Bar Journal ads are overreporting.

Public Services: Public Services YTD net spending is \$36,239 less than budgeted, which is due to expenses running under budget. The lower expenses appear to be the result of the timing of activities and payments compared to the budget, and we expect the expenses to catch up to the budget as the year progresses.

Facilities: Bar meeting room facilities continue to be underutilized due to the COVID pandemic, which has resulted in lower-than-budgeted revenues and expenses.

ADDITIONAL COMMENTS

Board Designated Reserves: In consultation with Bar management and the Budget & Finance Committee, the Commission informally targeted the following reserve amounts:

Operations Reserve (3 months' operations)	\$1,639,219
Capital Replacement Reserve (equipment)	200,000
Capital Replacement Reserve (building)*	<u>372,930</u>
Total	\$2,212,149
Estimated cash reserve at January 31, 2022	<u>\$5,016,623</u>
Excess of current cash reserve over board-designated reserve	<u>\$2,804,474</u>

**Utah State Bar
Income Statement
January 31, 2022**

	Actual LYTD	Actual YTD	Budget YTD	Fav (Unfav) variance	% of Budget	Total Budget	YTD % of Tot Budget
Revenue							
Licensing	4,489,440	4,605,565	4,578,525	27,040	101%	4,728,378	97%
Admissions	163,836	182,570	166,971	15,599	109%	438,901	42%
NLTP	36,619	38,700	36,943	1,757	105%	57,154	68%
OPC	1,703	12,355	3,092	9,263	400%	50,893	24%
CLE	209,512	208,614	238,331	(29,717)	88%	407,317	51%
Summer Convention	-	197,225	141,640	55,585	139%	141,640	139%
Fall Forum	56,368	86,885	75,723	11,162	115%	75,724	115%
Spring Convention	-	-	31,063	(31,063)	0%	124,252	0%
Member Services	211,998	219,364	211,997	7,367	103%	293,977	75%
Public Services	44,840	32,438	30,086	2,352	108%	36,898	88%
Bar Operations	55,585	2,567	55,561	(52,994)	5%	67,285	4%
Facilities	20,407	39,199	67,477	(28,278)	58%	135,457	29%
Total Revenue	5,290,307	5,625,482	5,637,409	(11,927)	100%	6,557,876	86%
Expenses							
Licensing	116,957	112,680	102,733	(9,947)	110%	155,055	73%
Admissions	282,590	251,880	260,988	9,108	97%	478,263	53%
NLTP	58,913	39,356	20,431	(18,925)	193%	32,806	120%
OPC	834,594	853,662	869,289	15,626	98%	1,517,546	56%
CLE	156,878	260,426	235,724	(24,703)	110%	462,515	56%
Summer Convention	2,085	187,127	127,792	(59,334)	146%	141,640	132%
Fall Forum	18,659	14,665	72,830	58,165	20%	75,724	19%
Spring Convention	2,480	171	23,349	23,178	1%	124,252	0%
Member Services	329,019	351,852	390,886	39,034	90%	684,547	51%
Public Services	356,701	343,079	376,965	33,887	91%	599,077	57%
Bar Operations	903,331	1,024,086	1,035,728	11,642	99%	1,832,725	56%
Facilities	207,526	198,879	257,424	58,545	77%	452,726	44%
Total Expenses	3,269,734	\$ 3,637,862	3,774,140	136,278	96%	6,556,876	55%
Net Profit (Loss)	\$ 2,020,573	\$ 1,987,620	\$ 1,863,269	\$ 124,351	107%	\$ 1,000	198762%
Depreciation	96,000	81,981	99,134	17,153	83%	169,056	
Cash increase (decrease) from operations	2,116,573	2,069,601	1,962,403	107,197	105%	170,056	
Changes in operating assets/liabilities	(2,283,442)	(3,123,584)	(3,123,584)	-	100%	20,000	
Capital expenditures	53,732	(56,379)	(58,333)	1,955	97%	(157,000)	
Net change in cash	\$ (113,137)	\$ (1,110,362)	\$ (1,219,514)	\$ 109,152	91%	\$ 33,056	-3359%

**Utah State Bar
Licensing
January 31, 2022**

	Actual LYTD	Actual YTD	Budget YTD	Fav (Unfav) variance	% of Budget	Total Budget	YTD % of Tot Budget
Revenue							
4010 · Section/Local Bar Support fees	17,180	17,880	17,524	356	102%	17,638	101%
4004 · Admissions - Laptop Fees	575	340	587	(247)	58%	587	58%
4006 · Transfer App Fees	-	-	-	-	#DIV/0!	-	#DIV/0!
4011 · Admissions LPP	1,250	950	1,250	(300)	76%	2,738	35%
4021 · Lic Fees > 3 Years	3,727,560	3,801,680	3,802,111	(431)	100%	3,832,047	99%
4020 · NLTP Fees	300	600	306	294	196%	765	78%
4022 · Lic Fees < 3 Years	193,325	195,865	197,192	(1,327)	99%	209,498	93%
4023 · Lic Fees - House Counsel	46,100	49,615	47,022	2,593	106%	48,766	102%
4025 · Pro Hac Vice Fees	125,825	108,450	128,342	(19,892)	85%	219,173	49%
4024 · Lic Fees LPP	2,150	3,600	2,193	1,407	164%	2,193	164%
4026 · Lic Fees - Inactive/FS	116,895	119,315	119,233	82	100%	118,891	100%
4027 · Lic Fees - Inactive/NS	219,135	222,075	223,518	(1,443)	99%	224,375	99%
4029 · Prior Year Lic Fees	-	-	-	-	#DIV/0!	-	#DIV/0!
4030 · Certs of Good Standing	10,000	11,400	10,200	1,200	112%	18,340	62%
4061 · Advertising Revenue	-	-	-	-	#DIV/0!	122	0%
4095 · Miscellaneous Income	150	45	152	(107)	30%	250	18%
4096 · Late Fees	28,995	73,750	28,895	44,855	255%	32,995	224%
Total Revenue	4,489,440	4,605,565	4,578,525	27,040	101%	4,728,378	97%
Expenses							
Program Services	18,098	9,197	21,059	11,862	44%	37,138	-
Salaries & Benefits	73,192	82,205	76,556	(5,649)	107%	123,279	67%
General & Administrative	20,157	15,409	(526)	(15,935)	-2930%	(15,080)	-102%
Building Overhead	5,510	5,868	5,644	(224)	104%	9,718	60%
Total Expenses	116,957	112,680	102,733	(9,947)	110%	155,055	73%
Net Profit (Loss)	\$ 4,372,483	\$ 4,492,885	\$ 4,475,792	\$ 17,093	100%	\$ 4,573,323	98%

Note: Includes LPP staff time and exam expense

**Utah State Bar
Admissions
January 31, 2022**

	Actual LYTD	Actual YTD	Budget YTD	Fav (Unfav) variance	% of Budget	Total Budget	YTD % of Tot Budget
Revenue							
4001 · Admissions - Student Exam Fees	14,300	16,775	14,586	2,189	115%	105,162	16%
4002 · Admissions - Attorney Exam Fees	28,625	26,225	29,198	(2,973)	90%	58,191	45%
4003 · Admissions - Retake Fees	12,400	16,650	12,648	4,002	132%	33,456	50%
4004 · Admissions - Laptop Fees	13,800	18,800	14,076	4,724	134%	63,444	30%
4005 · Admissions - Application Forms	6,200	-	6,324	(6,324)	-	8,364	-
4006 · Transfer App Fees	26,400	29,900	26,928	2,972	111%	46,002	65%
4008 · Attorney - Motion	45,050	45,900	45,951	(51)	100%	83,232	55%
4009 · House Counsel	7,650	17,000	7,803	9,197	218%	15,606	109%
4011 · Admissions LPP	-	-	-	-	#DIV/0!	200	0%
4095 · Miscellaneous Income	2,411	3,020	2,457	563	123%	4,244	71%
4096 · Late Fees	7,000	8,300	7,000	1,300	119%	21,000	40%
Total Revenue	163,836	182,570	166,971	15,599	109%	438,901	37%
Expenses							
Program Services	21,566	70,025	29,534	(40,491)	237%	64,003	109%
Salaries & Benefits	211,038	132,992	179,394	46,402	74%	318,584	42%
General & Administrative	40,214	38,457	42,038	3,581	91%	78,443	49%
Building Overhead	9,771	10,405	10,022	(383)	104%	17,233	60%
Total Expenses	282,590	251,880	260,988	9,108	97%	478,263	53%
Net Profit (Loss)	\$ (118,755)	\$ (69,310)	\$ (94,017)	\$ 24,707	-26%	\$ (39,362)	176%

**Utah State Bar
NLTP
January 31, 2022**

	Actual LYTD	Actual YTD	Budget YTD	Fav (Unfav) variance	% of Budget	Total Budget	YTD % of Tot Budget
Revenue							
4020 · NLTP Fees	36,000	38,700	36,720	1,980	105%	57,222	68%
4081 · CLE - Registrations	619	-	631	(631)	0%	631	0%
4200 · Seminar Profit/Loss	-	-	(408)	408	0%	(699)	-
Total Revenue	36,619	38,700	36,943	1,757	105%	57,154	68%
Expenses							
Program Services	-	-	1,547	1,547	0%	2,652	0%
Salaries & Benefits	44,919	24,828	3,830	(20,998)	648%	6,850	362%
General & Administrative	11,911	12,309	12,923	614	95%	19,630	63%
Building Overhead	2,083	2,218	2,131	(87)	104%	3,674	60%
Total Expenses	58,913	39,356	20,431	(18,925)	193%	32,806	120%
Net Profit (Loss)	\$ (22,294)	\$ (656)	\$ 16,512	\$ (17,168)	-4%	\$ 24,348	-3%

**Utah State Bar
OPC
January 31, 2022**

	Actual LYTD	Actual YTD	Budget YTD	Fav (Unfav) variance	% of Budget	Total Budget	YTD % of Tot Budget
Revenue							
4095 · Miscellaneous Income	1,703	1,350	3,092	(1,742)	44%	4,000	34%
4200 · Seminar Profit/Loss	-	11,005	-	11,005	#DIV/0!	46,893	23%
Total Revenue	1,703	12,355	3,092	9,263	400%	50,893	24%
Expenses							
Program Services	903	1,839	7,327	5,488	25%	14,285	13%
Salaries & Benefits	738,152	741,554	762,500	20,946	97%	1,308,094	57%
General & Administrative	59,320	71,699	61,664	(10,035)	116%	130,074	55%
Building Overhead	36,220	38,570	37,798	(772)	102%	65,093	59%
Total Expenses	834,594	853,662	869,289	15,626	98%	1,517,546	56%
Net Profit (Loss)	\$ (832,891)	\$ (841,307)	\$ (866,197)	\$ 24,890	97%	\$ (1,466,653)	57%

**Utah State Bar
CLE
January 31, 2022**

	Actual LYTD	Actual YTD	Budget YTD	Fav (Unfav) variance	% of Budget	Total Budget	YTD % of Tot Budget
Revenue							
4052 · Meeting - Sponsor Revenue	7,250	11,500	14,999	(3,499)	77%	15,000	77%
4053 · Meeting - Vendor Revenue	-	-	-	-	#DIV/0!	-	-
4054 · Meeting - Material Sales	-	-	-	-	#DIV/0!	-	-
4081 · CLE - Registrations	128,804	118,526	151,815	(33,289)	78%	315,000	38%
4082 · CLE - Video Library Sales	72,938	48,952	71,740	(22,788)	68%	173,085	28%
4084 · Business Law Book Sales	-	-	-	-	#DIV/0!	-	-
4095 · Miscellaneous Income	-	175	-	175	#DIV/0!	-	-
4200 · Seminar Profit/Loss	520	29,461	(223)	29,684	-13211%	(95,768)	-31%
Total Revenue	209,512	208,614	238,331	(29,717)	88%	407,317	51%
Expenses							
Program Services	58,987	126,621	99,965	(26,657)	127%	202,596	62%
Salaries & Benefits	69,356	98,129	109,601	11,472	90%	211,664	46%
General & Administrative	19,918	26,965	17,309	(9,656)	156%	33,093	81%
Building Overhead	8,618	8,711	8,849	138	98%	15,162	57%
Total Expenses	156,878	260,426	235,724	(24,703)	110%	462,515	56%
Net Profit (Loss)	\$ 52,634	\$ (51,812)	\$ 2,607	\$ (54,419)	-1987%	\$ (55,198)	94%

**Utah State Bar
Summer Convention
January 31, 2022**

	Actual LYTD	Actual YTD	Budget YTD	Fav (Unfav) variance	% of Budget	Total Budget	YTD % of Tot Budget
Revenue							
4051 · Meeting - Registration	-	142,248	117,410	24,838	121%	117,410	121%
4052 · Meeting - Sponsor Revenue	-	14,750	10,275	4,475	144%	10,275	144%
4053 · Meeting - Vendor Revenue	-	13,800	6,550	7,250	211%	6,550	211%
4055 · Meeting - Sp Ev Registration	-	13,235	7,405	5,830	179%	7,405	179%
4095 · Miscellaneous Income	-	13,192	-	13,192	-	-	-
Total Revenue	-	197,225	141,640	55,585	139%	141,640	139%
Expenses							
Program Services	15	166,261	118,388	(47,873)	140%	118,388	140%
Salaries & Benefits	1,945	15,956	2,789	(13,167)	572%	12,154	131%
General & Administrative	125	4,909	6,615	1,706	74%	11,098	44%
Building Overhead	-	-	-	-	#DIV/0!	-	-
Total Expenses	2,085	187,127	127,792	(59,334)	146%	141,640	132%
Net Profit (Loss)	\$ (2,085)	\$ 10,098	\$ 13,848	\$ (3,749)	73%	\$ -	#DIV/0!

**Utah State Bar
Fall Forum
January 31, 2022**

	Actual LYTD	Actual YTD	Budget YTD	Fav (Unfav) variance	% of Budget	Total Budget	YTD % of Tot Budget
Revenue							
4051 · Meeting - Registration	55,368	85,885	68,998	16,887	124%	68,999	124%
4052 · Meeting - Sponsor Revenue	-	-	-	-	#DIV/0!	-	-
4053 · Meeting - Vendor Revenue	1,000	1,000	4,950	(3,950)	20%	4,950	20%
4055 · Meeting - Sp Ev Registration	-	-	1,775	(1,775)	0%	1,775	-
Total Revenue	56,368	86,885	75,723	11,162	115%	75,724	115%
Expenses							
Program Services	15,000	5,032	61,572	56,540	8%	64,464	8%
Salaries & Benefits	1,825	3,251	4,159	908	78%	4,160	78%
General & Administrative	1,835	6,383	7,099	716	90%	7,100	90%
Building Overhead	-	-	-	-	#DIV/0!	-	-
Total Expenses	18,659	14,665	72,830	58,165	20%	75,724	19%
Net Profit (Loss)	\$ 37,708	\$ 72,220	\$ 2,893	\$ 69,327	2496%	\$ -	#DIV/0!

**Utah State Bar
Spring Convention
January 31, 2022**

	Actual LYTD	Actual YTD	Budget YTD	Fav (Unfav) variance	% of Budget	Total Budget	YTD % of Tot Budget
Revenue							
4051 · Meeting - Registration	-	-	24,474	(24,474)	0%	97,895	0%
4052 · Meeting - Sponsor Revenue	-	-	3,375	(3,375)	0%	13,500	0%
4053 · Meeting - Vendor Revenue	-	-	2,738	(2,738)	0%	10,950	0%
4055 · Meeting - Sp Ev Registration	-	-	477	(477)	0%	1,907	0%
Total Revenue	-	-	31,063	(31,063)	0%	124,252	0%
Expenses							
Program Services	-	46	14,910	14,864	0%	94,989	0%
Salaries & Benefits	2,205	-	4,914	4,914	0%	16,256	0%
General & Administrative	275	125	3,525	3,400	4%	13,007	1%
Building Overhead	-	-	-	-	#DIV/0!	-	-
Total Expenses	2,480	171	23,349	23,178	1%	124,252	0%
Net Profit (Loss)	\$ (2,480)	\$ (171)	\$ 7,714	\$ (7,885)	-2%	\$ -	#DIV/0!

**Utah State Bar
Member Services
January 31, 2022**

	Actual LYTD	Actual YTD	Budget YTD	Fav (Unfav) variance	% of Budget	Total Budget	YTD % of Tot Budget
Revenue							
4010 · Section/Local Bar Support fees	82,414	83,811	82,414	1,397	102%	82,904	101%
4052 · Meeting - Sponsor Revenue	-	-	-	-	#DIV/0!	-	#DIV/0!
4061 · Advertising Revenue	123,709	128,701	123,708	4,993	104%	195,858	66%
4062 · Subscriptions	30	30	30	-	100%	30	100%
4071 · Mem Benefits - Lexis	600	656	600	56	109%	1,200	-
4072 · Royalty Inc - Bar J, MBNA, LM,M	5,235	6,166	5,235	931	118%	8,175	75%
Total Revenue	211,998	219,364	211,997	7,367	103%	293,977	75%
Expenses							
Program Services	134,108	152,508	156,746	4,238	97%	303,951	50%
Salaries & Benefits	102,280	90,005	110,207	20,202	82%	181,447	50%
General & Administrative	81,932	98,758	112,961	14,203	87%	180,318	55%
Building Overhead	10,699	10,580	10,972	392	96%	18,831	56%
Total Expenses	329,019	351,852	390,886	39,034	90%	684,547	51%
Net Profit (Loss)	\$ (117,021)	\$ (132,488)	\$ (178,889)	\$ 46,401	74%	\$ (390,570)	34%

**Utah State Bar
Public Services
January 31, 2022**

	Actual LYTD	Actual YTD	Budget YTD	Fav (Unfav) variance	% of Budget	Total Budget	YTD % of Tot Budget
Revenue							
4063 · Modest Means revenue	6,975	6,125	7,313	(1,188)	84%	13,000	47%
4093 · Law Day Revenue	-	-	1,575	(1,575)	0%	2,700	0%
4095 · Miscellaneous Income	20	20	20	-	100%	20	100%
4120 · Grant Income	39,576	27,178	21,178	6,000	128%	21,178	128%
4200 · Seminar Profit/Loss	(1,731)	(885)	-	(885)	#DIV/0!	-	-
Total Revenue	44,840	32,438	30,086	2,352	108%	36,898	88%
Expenses							
Program Services	93,894	107,845	132,064	24,219	82%	174,038	62%
Salaries & Benefits	190,687	198,212	204,178	5,966	97%	362,748	55%
General & Administrative	65,487	29,958	33,938	3,980	88%	50,593	59%
Building Overhead	6,633	7,064	6,785	(279)	104%	11,698	60%
Total Expenses	356,701	343,079	376,965	33,887	91%	599,077	57%
Net Profit (Loss)	\$ (311,861)	\$ (310,640)	\$ (346,879)	\$ 36,239	90%	\$ (562,179)	55%

**Utah State Bar
Bar Operations
January 31, 2022**

	Actual LYTD	Actual YTD	Budget YTD	Fav (Unfav) variance	% of Budget	Total Budget	YTD % of Tot Budget
Revenue							
4031 · Enhanced Web Revenue	-	-	-	-	-	-	-
4052 · Meeting - Sponsor Revenue	-	-	-	-	#DIV/0!	-	#DIV/0!
4053 · Meeting - Vendor Revenue	-	-	-	-	#DIV/0!	-	#DIV/0!
4060 · E-Filing Revenue	15,614	-	15,614	(15,614)	0%	24,853	0%
4103 · In - Kind Revenue - UDR	23	-	(2)	2	0%	-	#DIV/0!
4095 · Miscellaneous Income	20,420	407	20,421	(20,014)	2%	20,956	2%
4200 · Seminar Profit/Loss	-	-	-	-	#DIV/0!	-	-
Investment Income	19,528	2,160	19,528	(17,368)	11%	21,476	91%
Total Revenue	55,585	2,567	55,561	(52,994)	5%	67,285	83%
Expenses							
Program Services	4,594	98,570	95,505	(3,065)	103%	178,877	55%
Salaries & Benefits	733,941	709,618	751,639	42,021	94%	1,304,037	54%
General & Administrative	137,307	186,066	160,418	(25,648)	116%	298,000	62%
In Kind	1,176	1,106	1,178	72	94%	5,404	20%
Building Overhead	26,313	28,725	26,988	(1,737)	106%	46,407	62%
Total Expenses	903,331	1,024,086	1,035,728	11,642	99%	1,832,725	56%
Net Profit (Loss)	\$ (847,746)	\$ (1,021,519)	\$ (980,167)	\$ (41,352)	104%	\$ (1,765,440)	58%

**Utah State Bar
Facilities
January 31, 2022**

	Actual LYTD	Actual YTD	Budget YTD	Fav (Unfav) variance	% of Budget	Total Budget	YTD % of Tot Budget
Revenue							
4039 · Room Rental-All parties	5,371	16,778	22,360	(5,582)	75%	51,386	33%
4042 · Food & Beverage Rev-All Parties	2,910	10,960	32,916	(21,956)	33%	62,654	17%
4043 · Setup & A/V charges-All parties	-	945	409	536	231%	701	135%
4090 · Tenant Rent	12,056	10,516	11,722	(1,206)	90%	20,646	51%
4095 · Miscellaneous Income	70	-	70	(70)	0%	70	0%
4103 · In - Kind Revenue - UDR	-	-	-	-	#DIV/0!	-	#DIV/0!
Total Revenue	20,407	39,199	67,477	(28,278)	58%	135,457	29%
Expenses							
Program Services	3,104	12,427	36,903	24,476	34%	60,835	20%
Salaries & Benefits	103,714	87,823	116,414	28,591	75%	185,606	47%
General & Administrative	(6,300)	(9,516)	(4,133)	5,383	230%	17,470	-54%
In Kind	190	6,616	189	(6,427)	3501%	475	1393%
Building Overhead	106,817	101,529	108,051	6,522	94%	188,340	54%
Total Expenses	207,526	198,879	257,424	58,545	77%	452,726	44%
Net Profit (Loss)	\$ (187,119)	\$ (159,681)	\$ (189,947)	\$ 30,267	84%	\$ (317,269)	50%

Utah State Bar
Income Statement - Consolidated By Account
January 31, 2022

	Actual LYTD	Actual YTD	Budget YTD	Fav (Unfav) variance	% of Budget	Total Budget	YTD % of Tot Budget
Revenue							
4001 - Admissions - Student Exam Fees	14,300	16,775	14,586	2,189	115%	105,162	16%
4002 - Admissions - Attorney Exam Fees	28,625	26,225	29,198	(2,973)	90%	58,191	45%
4003 - Admissions - Retake Fees	12,400	16,650	12,648	4,002	132%	33,456	50%
4004 - Admissions - Laptop Fees	14,375	19,140	14,663	4,477	131%	64,031	30%
4005 - Admissions - Application Forms	6,200	-	6,324	(6,324)	0%	8,364	-
4006 - Transfer App Fees	26,400	29,900	26,928	2,972	111%	46,002	65%
4008 - Attorney - Motion	45,050	45,900	45,951	(51)	100%	83,232	55%
4009 - House Counsel	7,650	17,000	7,803	9,197	218%	15,606	109%
4010 - Section/Local Bar Support fees	99,594	101,691	99,938	1,753	102%	100,542	101%
4011 - Admissions LPP	1,250	950	1,250	(300)	76%	2,938	32%
4012 - Admissions Military Spouse	-	-	-	-	#DIV/0!	-	#DIV/0!
4020 - NLP Fees	36,300	39,300	37,026	2,274	106%	57,987	68%
4021 - Lic Fees > 3 Years	3,727,560	3,801,680	3,802,111	(431)	100%	3,832,047	99%
4022 - Lic Fees < 3 Years	193,325	195,865	197,192	(1,327)	99%	209,498	93%
4023 - Lic Fees - House Counsel	46,100	49,615	47,022	2,593	106%	48,766	102%
4024 - Lic Fees LPP	2,150	3,600	2,193	1,407	164%	2,193	164%
4025 - Pro Hac Vice Fees	125,825	108,450	128,342	(19,892)	83%	219,173	49%
4026 - Lic Fees - Inactive/FS	116,895	119,315	119,233	82	100%	118,891	100%
4027 - Lic Fees - Inactive/NS	219,135	222,075	223,518	(1,443)	99%	224,375	99%
4029 - Prior Year Lic Fees	-	-	-	-	#DIV/0!	-	#DIV/0!
4030 - Certs of Good Standing	10,000	11,400	10,200	1,200	112%	18,340	62%
4039 - Room Rental-All parties	5,371	16,778	22,360	(5,582)	75%	51,386	33%
4042 - Food & Beverage Rev-All Parties	2,910	10,960	32,916	(21,956)	33%	62,654	17%
4043 - Setup & A/V charges-All parties	-	945	409	536	231%	701	135%
4051 - Meeting - Registration	55,368	228,133	210,882	17,251	108%	284,304	80%
4052 - Meeting - Sponsor Revenue	7,250	26,250	28,649	(2,399)	92%	38,775	68%
4053 - Meeting - Vendor Revenue	1,000	14,800	14,238	563	104%	22,450	66%
4054 - Meeting - Material Sales	-	-	-	-	#DIV/0!	-	-
4055 - Meeting - Sp Ev Registration	-	13,235	9,657	3,578	137%	11,087	119%
4060 - E-Filing Revenue	15,614	-	15,614	(15,614)	0%	24,853	0%
4061 - Advertising Revenue	123,709	128,701	123,708	4,993	104%	195,980	66%
4062 - Subscriptions	30	30	30	-	100%	30	100%
4063 - Modest Means revenue	6,975	6,125	7,313	(1,188)	84%	13,000	47%
4071 - Mem Benefits - Lexis	600	656	600	56	109%	1,200	-
4072 - Royalty Inc - Bar J, MBNA, LM,M	5,235	6,166	5,235	931	118%	8,175	75%
4081 - CLE - Registrations	129,423	118,526	152,446	(33,920)	78%	315,631	38%
4082 - CLE - Video Library Sales	72,938	48,952	71,740	(22,788)	68%	173,085	28%
4090 - Tenant Rent	12,056	10,516	11,722	(1,206)	90%	20,646	51%
4093 - Law Day Revenue	-	-	1,575	(1,575)	0%	2,700	0%
4095 - Miscellaneous income	24,784	18,209	26,222	(8,013)	69%	29,550	62%
4096 - Late Fees	35,995	82,050	35,895	46,155	225%	53,995	152%
4103 - In - Kind Revenue - UDR	23	-	(2)	2	0%	-	#DIV/0!
4200 - Seminar Profit/Loss	(1,210)	39,582	(631)	40,212	-6275%	(43,774)	-90%
Investment income	19,528	2,160	19,528	(17,368)	11%	21,476	10%
Total Revenue	5,250,731	5,598,304	5,616,231	(17,927)	100%	6,536,698	86%
Program Service Expenses							
5001 - Meeting Facility-external only	15	35,001	11,773	(23,228)	297%	25,726	136%
5002 - Meeting facility-internal only	5,181	8,138	13,023	4,885	62%	28,034	29%
5013 - ExamSoft	3,564	28,176	3,564	(24,612)	791%	15,490	182%
5014 - Questions	24,954	36,486	27,904	(8,582)	131%	52,750	69%
5015 - Investigations	630	845	747	(98)	113%	1,137	74%
5016 - Credit Checks	752	975	751	(224)	130%	2,534	38%
5017 - Medical Exam	-	400	-	(400)	#DIV/0!	320	-
5020 - Exam Scoring	-	-	-	-	#DIV/0!	-	#DIV/0!
5025 - Temp Labor/Proctors	-	-	-	-	#DIV/0!	-	#DIV/0!
5030 - Speaker Fees & Expenses	6,500	12,209	10,232	(1,977)	119%	10,232	115%
5031 - Speaker Reimb. - Receipt Req'd	-	-	2,579	2,579	0%	5,824	0%
5035 - Awards	3,913	7,303	736	(6,567)	992%	3,358	217%
5037 - Grants/ contributions - general	500	-	7,398	7,398	0%	17,500	0%
5040 - Witness & Hearing Expense	(39)	161	30	(131)	537%	766	21%
5041 - Process Serving	261	448	560	112	80%	605	74%
5046 - Court Reporting	1,596	15	1,596	1,581	1%	1,596	1%
5047 - Casemaker	31,350	31,698	29,034	(2,664)	109%	50,000	63%
5055 - Legislative Expense	35,000	35,000	35,000	-	100%	60,000	58%
5060 - Program Special Activities	-	4,581	-	(4,581)	#DIV/0!	-	-
5061 - LRE - Bar Support	60,000	64,182	60,000	(4,182)	107%	64,182	100%
5062 - Law Day	-	-	6,265	6,265	0%	11,653	0%
5063 - Special Event Expense	6,829	26,830	33,956	7,127	79%	40,603	66%
5064 - MCLE Fees Paid	8,627	23,323	11,914	(11,409)	196%	38,050	61%
5070 - Equipment Rental	-	7,258	17,604	10,346	41%	23,894	30%
5075 - Food & Bev-external costs only	7,787	145,816	178,355	32,539	82%	292,249	50%
5076 - Food & beverage - internal only	4,212	10,054	19,267	9,213	52%	33,395	30%
5079 - Soft Drinks	1,295	2,397	2,343	(54)	102%	5,348	45%
5085 - Misc. Program Expense	1,298	401	8,710	8,309	5%	13,961	3%
5090 - Commission Expense	21,828	19,395	20,930	1,536	93%	37,404	52%
5095 - Wills for Heroes	-	279	319	40	88%	1,767	16%
5096 - UDR Support	-	-	-	-	#DIV/0!	-	-
5099 - Blomquist Hale	43,036	52,296	50,401	(1,895)	104%	91,041	57%
5702 - Travel - Lodging	7,065	53,811	24,456	(29,355)	220%	39,520	136%
5703 - Travel - Transportation/Parking	279	7,909	7,056	(853)	112%	13,376	59%
5704 - Travel - Mileage Reimbursement	1,035	11,673	5,069	(6,604)	230%	9,477	123%
5705 - Travel - Per Diems	-	6,975	1,436	(5,539)	486%	2,868	243%
5706 - Travel - Meals	-	-	621	621	0%	1,054	0%
5707 - Travel - Commission Mtgs	-	-	22,456	22,456	0%	38,500	0%
5805 - ABA Annual Meeting	-	300	3,007	2,707	10%	5,171	6%
5810 - ABA Mid Year Meeting	-	722	4,506	3,784	16%	11,233	6%
5815 - Commission/Education	-	11,775	10,525	(1,251)	112%	20,550	57%
5820 - ABA Annual Delegate	-	1,234	2,947	1,713	42%	5,069	24%
5830 - Western States Bar Conference	205	1,505	7,746	6,240	19%	13,278	11%
5840 - President's Expense	10,663	10,500	10,386	(114)	101%	20,000	53%
5841 - President's Reimbursement	-	-	-	-	#DIV/0!	-	#DIV/0!
5845 - Reg Reform Task Force	-	-	-	-	#DIV/0!	-	-
5850 - Leadership Academy	-	2,325	5,831	3,506	40%	10,200	23%
5855 - Bar Review	-	2,729	3,500	772	78%	6,000	45%
5865 - Retreat	-	21,944	19,425	(2,519)	113%	33,300	66%
5866 - Wellbeing Committee	33,544	38,100	46,390	8,290	82%	70,000	54%
5867 - Bar Membership Survey	-	-	-	-	#DIV/0!	-	#DIV/0!
5868 - UCLIE Support	-	-	-	-	#DIV/0!	-	#DIV/0!

Utah State Bar
Income Statement - Consolidated By Account
January 31, 2022

	Actual LYTD	Actual YTD	Budget YTD	Fav (Unfav) variance	% of Budget	Total Budget	YTD % of Tot Budget
5960 - Overhead Allocation - Seminars	-	-	17,504	17,504	0%	18,835	0%
5970 - Event Revenue Sharing - 3rd Pty	28,388	25,200	27,667	2,467	91%	68,366	37%
Total Program Service Expenses	350,267	750,372	775,520	25,148	97%	1,316,216	57%
Salaries & Benefit Expenses							
5510 - Salaries/Wages	1,791,985	1,711,660	1,827,434	115,774	94%	3,137,489	55%
5605 - Payroll Taxes	127,047	133,892	131,250	(2,642)	102%	243,400	55%
5610 - Health Insurance	162,557	158,127	175,230	17,103	90%	310,096	51%
5620 - Health Ins/Medical Reimb	4,000	3,750	3,791	41	99%	7,144	52%
5630 - Dental Insurance	8,591	9,000	8,740	(260)	103%	17,592	51%
5640 - Life & LTD Insurance	11,090	10,822	13,033	2,211	83%	23,275	46%
5645 - Workman's Comp Insurance	1,705	1,896	1,704	(192)	111%	2,733	69%
5650 - Retirement Plan Contributions	154,463	147,247	152,528	5,281	97%	270,528	54%
5655 - Retirement Plan Fees & Costs	9,067	4,730	8,572	3,842	55%	17,300	27%
5660 - Training/Development	2,799	3,449	3,899	450	88%	5,322	65%
Total Salaries & Benefit Expenses	2,273,254	2,184,573	2,326,181	141,608	94%	4,034,879	56%
General & Administrative Expenses							
7025 - Office Supplies	7,026	10,826	7,840	(2,986)	138%	16,229	67%
7015 - Office Equip Repairs	-	-	-	-	#DIV/0!	-	#DIV/0!
7033 - Operating Meeting Supplies	131	1,802	819	(983)	220%	11,392	16%
7035 - Postage/Mailing, net	26,568	27,103	26,459	(644)	102%	59,248	46%
7040 - Copy/Printing Expense	66,826	75,325	82,344	7,019	91%	135,064	56%
7041 - Copy/Print revenue	(7,747)	(9,794)	(7,742)	2,052	127%	(16,766)	58%
7045 - Internet Service	7,700	17,590	9,338	(8,252)	188%	12,483	141%
7050 - Computer Maintenance	24,061	36,147	24,185	(11,962)	148%	40,670	89%
7055 - Computer Supplies & Small Equip	12,093	17,989	11,463	(6,526)	157%	14,525	124%
7089 - Membership Database Fees	21,000	32,797	24,314	(8,482)	135%	69,437	47%
7095 - Fax Equip & Supplies	-	(140)	-	140	#DIV/0!	(10)	-
7100 - Telephone	38,159	35,105	37,786	2,681	93%	65,109	54%
7105 - Advertising	3,097	2,901	29,801	26,900	10%	50,856	6%
7106 - Public Notification	277	-	723	723	0%	754	0%
7107 - Production Costs	-	2,500	-	(2,500)	#DIV/0!	-	#DIV/0!
7110 - Publications/Subscriptions	17,409	16,641	19,110	2,469	87%	30,350	55%
7115 - Public Relations	-	-	-	-	#DIV/0!	-	#DIV/0!
7120 - Membership/Dues	9,868	14,455	9,812	(4,643)	147%	10,830	133%
7135 - Bank Service Charges	566	420	566	146	74%	938	45%
7136 - ILM Service Charges	10,686	12,822	10,686	(2,136)	120%	17,944	71%
7138 - Bad debt expense	-	-	-	-	#DIV/0!	-	-
7140 - Credit Card Merchant Fees	45,593	46,537	24,611	(21,927)	189%	63,406	73%
7141 - Credit Card surcharge	(24,165)	(21,807)	(24,166)	(2,359)	90%	(68,872)	32%
7145 - Commission Election Expense	-	-	-	-	#DIV/0!	2,700	0%
7150 - E&O/Off & Dir Insurance	31,390	34,492	31,290	(3,202)	110%	53,637	64%
7160 - Audit Expense	35,435	38,143	35,435	(2,708)	108%	35,435	108%
7170 - Lobbying Rebates	-	7	-	(7)	#DIV/0!	232	3%
7175 - O/S Consultants	99,599	56,906	83,423	26,517	68%	178,979	32%
7176 - Bar Litigation	-	16,130	-	(16,130)	#DIV/0!	10,000	161%
7177 - UPL	1,564	-	10,000	10,000	0%	10,000	0%
7178 - Offsite Storage/Backup	-	-	-	-	#DIV/0!	-	#DIV/0!
7179 - Payroll Adm Fees	1,863	1,723	1,862	139	93%	3,126	55%
7180 - Administrative Fee Expense	589	1,052	589	(463)	179%	996	106%
7190 - Lease Interest Expense	-	-	-	-	#DIV/0!	-	#DIV/0!
7191 - Lease Sales Tax Expense	-	-	-	-	#DIV/0!	-	#DIV/0!
7195 - Other Gen & Adm Expense	2,592	13,852	3,284	(10,568)	422%	15,054	92%
Total General & Administrative Expenses	432,181	481,523	453,832	(27,691)	106%	823,746	52%
In Kind Expenses							
7103 - InKind Contrib-UDR & all other	1,366	7,722	1,367	(6,355)	568%	5,879	131%
Total In Kind Expenses	1,366	7,722	1,367	(6,355)	563%	5,879	23%
Building Overhead Expenses							
6015 - Janitorial Expense	8,857	15,622	8,875	(6,747)	176%	17,062	92%
6020 - Heat	11,857	11,316	12,060	744	94%	21,605	52%
6025 - Electricity	25,588	26,553	26,029	(524)	102%	42,212	63%
6030 - Water/Sewer	4,186	4,026	4,321	295	93%	6,388	63%
6035 - Outside Maintenance	7,433	12,534	7,576	(4,958)	185%	14,343	87%
6040 - Building Repairs	11,355	14,738	10,214	(4,524)	144%	18,421	80%
6045 - Bldg Mtncn Contracts	15,447	14,570	16,176	1,606	90%	30,914	47%
6050 - Bldg Mtncn Supplies	-	-	-	-	#DIV/0!	-	#DIV/0!
6055 - Real Property Taxes	20,083	19,864	20,681	817	96%	35,300	56%
6060 - Personal Property Taxes	234	217	238	21	91%	410	53%
6065 - Bldg Insurance/Fees	11,626	12,250	11,936	(314)	103%	20,445	60%
6070 - Building & Improvements Depr	38,975	48,816	37,675	(11,141)	130%	65,918	74%
6075 - Furniture & Fixtures Depr	1,787	1,565	1,344	(221)	116%	3,375	46%
7065 - Computers, Equip & Sftwre Depr	55,239	31,600	60,115	28,515	53%	99,763	32%
Total Building Overhead Expenses	212,665	213,672	217,240	3,568	98%	376,156	57%
Total Expenses	3,269,734	3,637,862	3,774,140	136,278	96%	6,556,876	50%
Other							
4300 - Gain (Loss) - Disposal Of Assets	-	-	-	-	#DIV/0!	-	#DIV/0!
4120 - Grant Income	39,576	27,178	21,178	(6,000)	128%	21,178	128%
	39,576	27,178	21,178	(6,000)	128%	21,178	
Net Profit (Loss)	\$ 2,020,573	\$ 1,987,620	\$ 1,863,269	\$ 124,351	107%	\$ 1,000	198762%

Utah State Bar Balance Sheets

	<u>1/31/2022</u>	<u>6/30/2021</u>
ASSETS		
Current Assets		
Petty Cash	\$ 625	\$ 625
Cash in Bank	366,138	1,466,786
Invested Funds	6,932,980	6,942,694
Total Cash/Investments	<u>7,299,743</u>	<u>8,410,105</u>
Accounts Receivable	60,493	25,924
Prepaid Expenses	245,835	134,036
A/R - Sections	48,567	49,354
Total Other Current Assets	<u>354,895</u>	<u>209,313</u>
Total Current Assets	<u>7,654,638</u>	<u>8,619,418</u>
Fixed Assets		
Property & Equipment	5,024,094	4,967,716
Accumulated Depreciation	(4,266,146)	(4,184,165)
Land	633,142	633,142
Total Fixed Assets	<u>1,391,090</u>	<u>1,416,692</u>
TOTAL ASSETS	<u><u>\$ 9,045,728</u></u>	<u><u>\$ 10,036,110</u></u>
LIABILITIES & EQUITY		
Liabilities		
Current Liabilities		
AP Trade	\$ 60,369	\$ 147,410
Other Accounts Payable	16,159	119,207
Accrued Payables	449,108	543,060
Cap Lease Oblig - ST	4,112	4,112
A/P - Sections	1,220	191,515
Deferred Revenue	2,100	2,502,575
Total Current Liabilities	<u>533,067</u>	<u>3,507,878</u>
Long Term Liabilities		
Capital Lease Oblig	(3,191)	-
PPP Loan	-	-
Total Long Term Liabilities	<u>(3,191)</u>	<u>-</u>
Total Liabilities	<u>529,876</u>	<u>3,507,878</u>
Equity		
Unrestricted Net Assets (R/E)	6,528,232	5,503,712
Fund Balance - Current Year	1,987,620	1,024,520
Total Equity	<u>8,515,852</u>	<u>6,528,232</u>
TOTAL LIABILITIES & EQUITY	<u><u>\$ 9,045,728</u></u>	<u><u>\$ 10,036,110</u></u>

<u>STATUS</u>	<u>01/31/21</u>	<u>01/31/22</u>	<u>Change</u>
Active	8,795	8,915	120
Active under 3 years	837	815	(22)
Active Emeritus	272	270	(2)
In House Counsel	109	112	3
Foreign Legal Counsel	4	4	-
LPP	13	18	5
Military Spouse	-	-	-
Subtotal - Active	10,030	10,134	104
Inactive - Full Service	794	810	16
Inactive - No Service	2,034	2,068	34
Inactive Emeritus	363	422	59
Inactive House Counsel	11	10	(1)
Inactive LPP	-	-	-
Subtotal - Inactive	3,202	3,310	108
Total Active and Inactive	13,232	13,444	212
<u>Supplemental Information</u>			
Paralegals	159	154	(5)
<u>Active Attorneys by Region</u>			
1st Division (Logan - Brigham)	199	201	2
2nd Division (Davis - Weber)	950	1,004	54
3rd Division (Salt Lake)	5,600	5,553	(47)
4th Division (Utah)	1,345	1,365	20
5th Division (Southern Utah)	533	558	25
Out of State	1,403	1,453	50
Total Active Attorneys	10,030	10,134	104

Balance Sheet Classification

Base Currency: USD As of 01/31/2022

ILM-UT ST BAR (3176)

Dated: 02/07/2022

CE

Identifier	Description	Current Units	Rating	Coupon	Effective Maturity	Book Yield	Yield	Base Book Value	Base Net Total Unrealized Gain/Loss	Market Price	Base Accrued Balance	Base Market Value + Accrued
38141W273	GOLDMAN FS GOVT INST	1,116,110.14	AAA	0.030	01/31/2022	0.030	0.030	1,116,110.14	0.00	1,000.00	0.00	1,116,110.14
CCYUSD	Cash	20.03	AAA	0.000	01/31/2022	0.000	0.000	20.03	0.00	1,000.00	0.00	20.03
--	--	1,116,130.17	AAA	--	01/31/2022	0.030	0.030	1,116,130.17	0.00	1,000.00	0.00	1,116,130.17

ST

Identifier	Description	Current Units	Rating	Coupon	Effective Maturity	Book Yield	Yield	Base Book Value	Base Net Total Unrealized Gain/Loss	Market Price	Base Accrued Balance	Base Market Value + Accrued
46849L TE1	JACKSON NATIONAL LIFE GLOBAL FUNDING	250,000.00	A	3.300	02/01/2022	1.516	0.000	250,000.00	-1.25	99.9995	4,125.00	254,123.75
69371RP75	PACCAR FINANCIAL CORP	186,000.00	A+	2.850	03/01/2022	2.022	0.447	186,117.98	253.47	100.1997	2,208.75	188,580.19
83051GAK4	SKANDINAVISKA ENSKILDA BANKEN AB	200,000.00	AA-	3.050	03/25/2022	0.240	0.536	200,806.26	-40.46	100.3829	2,135.00	202,900.80
78013X6D5	ROYAL BANK OF CANADA	250,000.00	A+	2.800	04/29/2022	0.243	0.394	251,526.30	-58.80	100.5870	1,788.89	253,266.39
61744YAH1	MORGAN STANLEY	250,000.00	A+	2.750	05/19/2022	0.174	0.682	251,901.83	-356.58	100.6181	1,375.00	252,920.25
2072ADJX6	COMMONWEALTH BANK OF AUSTRALIA	245,000.00	AA-	2.750	03/10/2022	0.178	0.378	245,643.52	0.83	100.2630	2,638.85	248,283.20
57629WCK4	MASSMUTUAL GLOBAL FUNDING II	250,000.00	AA+	2.250	07/01/2022	0.202	0.454	252,119.01	-252.51	100.7466	468.75	252,335.25
136069TY7	CANADIAN IMPERIAL BANK OF COMMERCE	300,000.00	AA	2.550	06/16/2022	0.155	0.347	302,682.27	-188.17	100.8247	956.25	303,430.35
2027ADJX6	COMMONWEALTH BANK OF AUSTRALIA	50,000.00	AA-	2.750	03/10/2022	0.164	0.378	50,132.06	-0.56	100.2630	538.54	50,670.04
89236THM0	TOYOTA MOTOR CREDIT CORP	200,000.00	A+	0.350	10/14/2022	0.187	0.735	200,227.52	-766.72	99.7304	208.06	199,668.86
025616BM0	AMERICAN EXPRESS CO	400,000.00	A	2.500	07/01/2022	0.389	0.669	403,511.82	-490.62	100.7553	5,000.00	408,021.20
00209TAB1	COMCAST CABLE COMMUNICATIONS LLC	200,000.00	A-	9.455	11/15/2022	0.411	0.882	267,684.25	-851.00	106.7333	4,990.14	271,823.39
90267AY2	UBS AG (LONDON BRANCH)	312,000.00	AA-	1.750	03/21/2022	0.457	0.426	312,536.64	47.42	100.1872	1,516.67	314,100.73
64952WDH3	NEW YORK LIFE GLOBAL FUNDING	100,000.00	AAA	2.250	07/12/2022	0.357	0.806	100,840.45	-197.25	100.6432	118.75	100,761.95
06051GEU9	BANK OF AMERICA CORP	200,000.00	A	3.300	01/11/2023	0.321	1.019	205,598.96	-1,322.96	102.1380	366.67	204,642.67
91282BP4	UNITED STATES TREASURY	400,000.00	AAA	1.875	07/31/2022	0.318	0.497	403,091.68	-341.68	100.6875	20.72	402,770.72
--	--	3,843,000.00	AA-	--	06/14/2022	0.448	0.533	3,884,400.52	-4,566.82	--	28,456.03	3,908,289.74

LT

Identifier	Description	Current Units	Rating	Coupon	Effective Maturity	Book Yield	Yield	Base Book Value	Base Net Total Unrealized Gain/Loss	Market Price	Base Accrued Balance	Base Market Value + Accrued
525ESC1Y5	LEHMAN ESCROW	300,000.00	NA	0.000	01/01/2049	0.000	--	0.00	1,651.92	0.5506	0.00	1,651.92
064159VK9	BANK OF NOVA SCOTIA	164,000.00	A	1.625	05/01/2023	0.356	1.329	166,584.31	-1,986.37	100.3646	666.25	165,264.19
064159VK9	BANK OF NOVA SCOTIA	75,000.00	A	1.625	05/01/2023	0.351	1.329	76,187.04	-913.59	100.3646	304.69	75,578.14
74368CBB9	PROTECTIVE LIFE GLOBAL FUNDING	167,000.00	AA-	0.502	04/12/2023	0.451	1.187	167,101.96	-1,458.34	99.1878	253.83	165,897.46
87165EUF2	Synchrony Bank	250,000.00	BBB	0.400	09/18/2023	0.450	0.450	249,796.02	0.00	99.9184	380.56	250,176.57
38149MZX4	Goldman Sachs Bank USA	250,000.00	A+	0.350	09/22/2023	0.400	0.400	249,795.21	0.00	99.9181	316.44	250,111.64
05580AD92	BMW Bank of North America	250,000.00	AA-	0.350	09/25/2023	0.400	0.400	249,793.61	0.00	99.9174	311.64	250,105.26
795451AU7	Sallie Mae Bank	250,000.00	BBB+	0.350	09/22/2023	0.400	0.400	249,795.21	0.00	99.9181	316.44	250,111.64
90348JIT34	UBS Bank USA	250,000.00	A+	0.350	09/22/2023	0.400	0.400	249,795.21	0.00	99.9181	23.97	249,819.18
538036SD7	Live Oak Banking Company	250,000.00	NA	0.250	10/02/2023	0.300	0.300	249,791.21	0.00	99.9165	53.08	249,844.29
--	--	2,206,000.00	A	--	08/30/2023	0.392	0.579	1,908,639.77	-2,706.38	--	2,626.90	1,908,560.29

Summary

Identifier	Description	Current Units	Rating	Coupon	Effective Maturity	Book Yield	Yield	Base Book Value	Base Net Total Unrealized Gain/Loss	Market Price	Base Accrued Balance	Base Market Value + Accrued
--	--	7,165,130.17	AA-	--	09/22/2022	0.365	0.465	6,909,170.47	-7,273.19	--	31,082.93	6,932,980.20

UTAH STATE BAR
Budget and Finance Committee
Financial Results as of February 28, 2022
and for the eight months then ended

FINANCIAL STATEMENT HIGHLIGHTS

The results of the financials for the first eight months of the fiscal year show total revenues overreported compared to the budget, while expenses underreported, thus resulting in a favorable variance of \$316,820 compared to the budget.

Year-to-Date (YTD) Net Profit – Accrual Basis:

	Actual	Budget	Fav(unfav) \$ Variance	Fav(unfav) % Variance
YTD revenue	5,905,530	5,855,214	50,315	1%
YTD expenses	4,077,591	4,344,096	266,505	6%
YTD net profit/(loss)	1,827,939	1,511,119	316,820	21%

YTD net income is \$1,827,939 and is \$316,650 over budget.

YTD Net Profit –Cash Basis: Adding back year-to-date depreciation expense of \$93,421 and deducting capital expenditures of \$56,899, the cash basis year-to-date net profit is approximately \$36,521 higher.

Explanations for Departments with Net Profit Variances of \$10k and 5% Over/Under Budget and/or significant activity:

Admissions: YTD net spending for the first eight months of fiscal year 21/22 is \$71,517 less than budgeted, as Admissions revenue is overperforming by \$59,565 compared to the budget. It appears that most areas of Admissions revenue including student and attorney exam fees, laptop fees, transfer fees and house counsel fees are all performing better than budgeted. Expenses also appear to perform better than budgeted for now. However, with the completion of the February Bar Exam, we expect additional exam-related expenses to come in during the months of March and April. We also note that salaries are performing better than budget, which is mostly due to the lower than budget salaries and wages and is discussed below at the NLTP section.

NLTP: YTD net spending is \$15,231 less than budgeted. NLTP revenue is performing \$2,775 better than expected, but the reason for the larger than budgeted loss is due to expenses running higher than expected. Expenses for the department related to salaries and benefits are \$20,749 higher than budget due to the NLTP director (who is also the director of Admissions) spending more time on the NLTP program than budgeted. As the director for the two departments is filled by one person, the higher NLTP salaries and wages results in lower than budget salaries in Admissions.

Fall Forum: The Forum was held virtually each week from November through January, and registration revenues have performed better than budgeted. Revenues for the event are \$11,282 higher than budgeted; and expenses are lower than expected due to the online format. Additional expenses may come in the months following the Forum, however, we expect the expenses to be relatively low compared to budget and very favorable profit is expected.

Member Services: Member Services YTD net spending was \$163,969 compared to budgeted net spending

UTAH STATE BAR
Budget and Finance Committee
Financial Results as of February 28, 2022
and for the eight months then ended

of \$223,215, a difference of \$59,246. The reason for the variance is mostly due to lower-than-budgeted expenses, most likely the result of limited spending in July, August and September due to budget delays and reduced activity throughout the year due to the pandemic. Also advertising revenues for Bar Journal ads are overreporting.

Public Services: Public Services YTD net spending is \$46,055 less than budgeted, which is due to expenses running under budget. The FY 21/22 budget allowed for almost \$20,000 in spending for the Tuesday Night Bar, however the program was moved to a virtual format and therefore very few expenses are necessary to run the program. Some of the lower expenses also appear to be the result of the timing of activities and payments compared to the budget, and we expect the expenses to catch up to the budget as the year progresses.

Facilities: Bar meeting room facilities continue to be underutilized due to the COVID pandemic, which has resulted in lower-than-budgeted revenues and expenses.

ADDITIONAL COMMENTS

Board Designated Reserves: In consultation with Bar management and the Budget & Finance Committee, the Commission informally targeted the following reserve amounts:

Operations Reserve (3 months' operations)	\$1,639,219
Capital Replacement Reserve (equipment)	200,000
Capital Replacement Reserve (building)*	<u>372,930</u>
Total	\$2,212,149
Estimated cash reserve at February 28, 2022	<u>\$5,230,670</u>
Excess of current cash reserve over board-designated reserve	<u>\$3,018,521</u>

**Utah State Bar
Income Statement
February 28, 2022**

	Actual LYTD	Actual YTD	Budget YTD	Fav (Unfav) variance	% of Budget	Total Budget	YTD % of Tot Budget
Revenue							
Licensing	4,508,245	4,627,938	4,597,667	30,271	101%	4,728,378	98%
Admissions	268,016	332,800	273,235	59,565	122%	438,901	76%
NLTP	41,309	44,250	41,475	2,775	107%	57,154	77%
OPC	28,846	13,479	24,068	(10,589)	56%	50,893	26%
CLE	224,385	270,038	255,555	14,483	106%	407,317	66%
Summer Convention	-	197,225	141,640	55,585	139%	141,640	139%
Fall Forum	56,368	87,005	75,723	11,282	115%	75,724	115%
Spring Convention	24,400	20,970	62,126	(41,156)	34%	124,252	17%
Member Services	216,557	226,052	216,556	9,496	104%	293,977	77%
Public Services	44,774	38,772	31,490	7,282	123%	36,898	105%
Bar Operations	55,799	(582)	55,775	(56,357)	-1%	67,285	-1%
Facilities	23,956	47,583	79,904	(32,322)	60%	135,457	35%
Total Revenue	5,492,654	5,905,530	5,855,214	50,315	101%	6,557,876	90%
Expenses							
Licensing	128,115	123,717	116,298	(7,419)	106%	155,055	80%
Admissions	327,359	290,231	302,183	11,952	96%	478,263	61%
NLTP	68,500	41,438	23,432	(18,006)	177%	32,806	126%
OPC	956,304	981,612	995,825	14,213	99%	1,517,546	65%
CLE	176,152	281,476	270,033	(11,442)	104%	462,515	61%
Summer Convention	3,107	187,127	131,078	(56,049)	143%	141,640	132%
Fall Forum	22,391	31,068	75,722	44,654	41%	75,724	41%
Spring Convention	3,780	1,093	42,232	41,140	3%	124,252	1%
Member Services	367,451	390,021	439,771	49,750	89%	684,547	57%
Public Services	396,422	384,946	423,718	38,772	91%	599,077	64%
Bar Operations	1,036,228	1,137,486	1,221,036	83,550	93%	1,832,725	62%
Facilities	246,212	227,547	302,767	75,220	75%	452,726	50%
Total Expenses	3,732,021	\$ 4,077,761	4,344,096	266,335	94%	6,556,876	62%
Net Profit (Loss)	\$ 1,760,633	\$ 1,827,769	\$ 1,511,119	\$ 316,650	121%	\$ 1,000	182777%
Depreciation	110,373	93,421	114,013	20,592	82%	169,056	
Cash increase (decrease) from operations	1,871,006	1,921,189	1,625,132	296,058	118%	170,056	
Changes in operating assets/liabilities	(2,283,442)	(3,102,809)	(3,102,809)	-	100%	20,000	
Capital expenditures	53,732	(56,899)	(66,667)	9,768	85%	(157,000)	
Net change in cash	\$ (358,704)	\$ (1,238,518)	\$ (1,544,344)	\$ 305,826	80%	\$ 33,056	-3747%

**Utah State Bar
Licensing
February 28, 2022**

	Actual LYTD	Actual YTD	Budget YTD	Fav (Unfav) variance	% of Budget	Total Budget	YTD % of Tot Budget
Revenue							
4010 · Section/Local Bar Support fees	17,180	17,880	17,524	356	102%	17,638	101%
4004 · Admissions - Laptop Fees	575	398	587	(190)	68%	587	68%
4006 · Transfer App Fees	-	-	-	-	#DIV/0!	-	#DIV/0!
4011 · Admissions LPP	1,250	950	1,250	(300)	76%	2,738	35%
4021 · Lic Fees > 3 Years	3,729,825	3,805,930	3,804,421	1,509	100%	3,832,047	99%
4020 · NLTP Fees	750	600	765	(165)	78%	765	78%
4022 · Lic Fees < 3 Years	194,120	196,115	198,003	(1,888)	99%	209,498	94%
4023 · Lic Fees - House Counsel	46,100	49,615	47,022	2,593	106%	48,766	102%
4025 · Pro Hac Vice Fees	137,500	124,600	140,251	(15,651)	89%	219,173	57%
4024 · Lic Fees LPP	2,150	3,600	2,193	1,407	164%	2,193	164%
4026 · Lic Fees - Inactive/FS	116,630	118,415	118,963	(548)	100%	118,891	100%
4027 · Lic Fees - Inactive/NS	219,660	222,390	224,054	(1,664)	99%	224,375	99%
4029 · Prior Year Lic Fees	-	-	-	-	#DIV/0!	-	#DIV/0!
4030 · Certs of Good Standing	11,340	12,940	11,567	1,373	112%	18,340	71%
4061 · Advertising Revenue	-	-	-	-	#DIV/0!	122	0%
4095 · Miscellaneous Income	170	55	172	(117)	32%	250	22%
4096 · Late Fees	30,995	74,450	30,895	43,555	241%	32,995	226%
Total Revenue	4,508,245	4,627,938	4,597,667	30,271	101%	4,728,378	98%
Expenses							
Program Services	18,098	9,197	23,993	14,796	38%	37,138	-
Salaries & Benefits	80,976	91,700	84,754	(6,946)	108%	123,279	74%
General & Administrative	22,726	16,058	1,081	(14,977)	1485%	(15,080)	-106%
Building Overhead	6,315	6,762	6,470	(292)	105%	9,718	70%
Total Expenses	128,115	123,717	116,298	(7,419)	106%	155,055	80%
Net Profit (Loss)	\$ 4,380,130	\$ 4,504,221	\$ 4,481,369	\$ 22,852	101%	\$ 4,573,323	98%

Note: Includes LPP staff time and exam expense

**Utah State Bar
Admissions
February 28, 2022**

	Actual LYTD	Actual YTD	Budget YTD	Fav (Unfav) variance	% of Budget	Total Budget	YTD % of Tot Budget
Revenue							
4001 · Admissions - Student Exam Fees	65,450	100,925	66,759	34,166	151%	105,162	96%
4002 · Admissions - Attorney Exam Fees	34,575	44,925	35,267	9,658	127%	58,191	77%
4003 · Admissions - Retake Fees	22,050	20,300	22,491	(2,191)	90%	33,456	61%
4004 · Admissions - Laptop Fees	36,400	48,800	37,128	11,672	131%	63,444	77%
4005 · Admissions - Application Forms	7,200	(850)	7,344	(8,194)	-	8,364	-
4006 · Transfer App Fees	29,700	36,500	30,294	6,206	120%	46,002	79%
4008 · Attorney - Motion	53,550	52,700	54,621	(1,921)	96%	83,232	63%
4009 · House Counsel	9,350	17,850	9,537	8,313	187%	15,606	114%
4011 · Admissions LPP	-	-	-	-	#DIV/0!	200	0%
4095 · Miscellaneous Income	2,741	3,350	2,794	556	120%	4,244	79%
4096 · Late Fees	7,000	8,300	7,000	1,300	119%	21,000	40%
Total Revenue	268,016	332,800	273,235	59,565	122%	438,901	61%
Expenses							
Program Services	23,403	74,284	32,080	(42,204)	232%	64,003	116%
Salaries & Benefits	243,210	160,382	206,754	46,372	78%	318,584	50%
General & Administrative	49,549	43,575	51,864	8,289	84%	78,443	56%
Building Overhead	11,198	11,989	11,485	(504)	104%	17,233	70%
Total Expenses	327,359	290,231	302,183	11,952	96%	478,263	61%
Net Profit (Loss)	\$ (59,344)	\$ 42,569	\$ (28,948)	\$ 71,517	-247%	\$ (39,362)	-108%

Utah State Bar
NLTP
February 28, 2022

	Actual LYTD	Actual YTD	Budget YTD	Fav (Unfav) variance	% of Budget	Total Budget	YTD % of Tot Budget
Revenue							
4020 · NLTP Fees	40,500	44,250	41,310	2,940	107%	57,222	77%
4081 · CLE - Registrations	619	-	631	(631)	0%	631	0%
4200 · Seminar Profit/Loss	190	-	(466)	466	0%	(699)	-
Total Revenue	41,309	44,250	41,475	2,775	107%	57,154	77%
Expenses							
Program Services	-	-	1,768	1,768	0%	2,652	0%
Salaries & Benefits	52,503	25,194	4,445	(20,749)	567%	6,850	368%
General & Administrative	13,610	13,689	14,774	1,085	93%	19,630	70%
Building Overhead	2,387	2,556	2,445	(111)	105%	3,674	70%
Total Expenses	68,500	41,438	23,432	(18,006)	177%	32,806	126%
Net Profit (Loss)	\$ (27,191)	\$ 2,812	\$ 18,043	\$ (15,231)	16%	\$ 24,348	12%

**Utah State Bar
OPC
February 28, 2022**

	Actual LYTD	Actual YTD	Budget YTD	Fav (Unfav) variance	% of Budget	Total Budget	YTD % of Tot Budget
Revenue							
4095 · Miscellaneous Income	1,953	2,474	3,546	(1,072)	70%	4,000	62%
4200 · Seminar Profit/Loss	26,893	11,005	20,522	(9,517)	54%	46,893	23%
Total Revenue	28,846	13,479	24,068	(10,589)	56%	50,893	26%
Expenses							
Program Services	935	2,826	8,242	5,416	34%	14,285	20%
Salaries & Benefits	845,543	852,930	873,303	20,373	98%	1,308,094	65%
General & Administrative	68,318	81,414	70,937	(10,477)	115%	130,074	63%
Building Overhead	41,508	44,442	43,343	(1,099)	103%	65,093	68%
Total Expenses	956,304	981,612	995,825	14,213	99%	1,517,546	65%
Net Profit (Loss)	\$ (927,457)	\$ (968,133)	\$ (971,757)	\$ 3,624	100%	\$ (1,466,653)	66%

**Utah State Bar
CLE
February 28, 2022**

	Actual LYTD	Actual YTD	Budget YTD	Fav (Unfav) variance	% of Budget	Total Budget	YTD % of Tot Budget
Revenue							
4052 · Meeting - Sponsor Revenue	7,250	11,500	14,999	(3,499)	77%	15,000	77%
4053 · Meeting - Vendor Revenue	-	-	-	-	#DIV/0!	-	-
4054 · Meeting - Material Sales	-	-	-	-	#DIV/0!	-	-
4081 · CLE - Registrations	152,477	143,539	202,115	(58,576)	71%	315,000	46%
4082 · CLE - Video Library Sales	76,335	50,431	75,194	(24,763)	67%	173,085	29%
4084 · Business Law Book Sales	-	-	-	-	#DIV/0!	-	-
4095 · Miscellaneous Income	-	175	-	175	#DIV/0!	-	-
4200 · Seminar Profit/Loss	(11,677)	64,393	(36,753)	101,146	-175%	(95,768)	-67%
Total Revenue	224,385	270,038	255,555	14,483	106%	407,317	66%
Expenses							
Program Services	62,969	127,495	112,243	(15,251)	114%	202,596	63%
Salaries & Benefits	80,498	113,707	127,439	13,732	89%	211,664	54%
General & Administrative	22,837	30,293	20,238	(10,055)	150%	33,093	92%
Building Overhead	9,848	9,981	10,113	132	99%	15,162	66%
Total Expenses	176,152	281,476	270,033	(11,442)	104%	462,515	61%
Net Profit (Loss)	\$ 48,233	\$ (11,438)	\$ (14,478)	\$ 3,041	79%	\$ (55,198)	21%

**Utah State Bar
Summer Convention
February 28, 2022**

	Actual LYTD	Actual YTD	Budget YTD	Fav (Unfav) variance	% of Budget	Total Budget	YTD % of Tot Budget
Revenue							
4051 · Meeting - Registration	-	142,248	117,410	24,838	121%	117,410	121%
4052 · Meeting - Sponsor Revenue	-	14,750	10,275	4,475	144%	10,275	144%
4053 · Meeting - Vendor Revenue	-	13,800	6,550	7,250	211%	6,550	211%
4055 · Meeting - Sp Ev Registration	-	13,235	7,405	5,830	179%	7,405	179%
4095 · Miscellaneous Income	-	13,192	-	13,192	-	-	-
Total Revenue	-	197,225	141,640	55,585	139%	141,640	139%
Expenses							
Program Services	15	166,261	118,388	(47,873)	140%	118,388	140%
Salaries & Benefits	2,892	15,956	4,147	(11,809)	385%	12,154	131%
General & Administrative	200	4,909	8,543	3,633	57%	11,098	44%
Building Overhead	-	-	-	-	#DIV/0!	-	-
Total Expenses	3,107	187,127	131,078	(56,049)	143%	141,640	132%
Net Profit (Loss)	\$ (3,107)	\$ 10,098	\$ 10,562	\$ (464)	96%	\$ -	#DIV/0!

**Utah State Bar
Fall Forum
February 28, 2022**

	Actual LYTD	Actual YTD	Budget YTD	Fav (Unfav) variance	% of Budget	Total Budget	YTD % of Tot Budget
Revenue							
4051 • Meeting - Registration	55,368	86,005	68,998	17,007	125%	68,999	125%
4052 • Meeting - Sponsor Revenue	-	-	-	-	#DIV/0!	-	-
4053 • Meeting - Vendor Revenue	1,000	1,000	4,950	(3,950)	20%	4,950	20%
4055 • Meeting - Sp Ev Registration	-	-	1,775	(1,775)	0%	1,775	-
Total Revenue	56,368	87,005	75,723	11,282	115%	75,724	115%
Expenses							
Program Services	18,732	21,269	64,464	43,195	33%	64,464	33%
Salaries & Benefits	1,825	3,413	4,159	746	82%	4,160	82%
General & Administrative	1,835	6,386	7,099	713	90%	7,100	90%
Building Overhead	-	-	-	-	#DIV/0!	-	-
Total Expenses	22,391	31,068	75,722	44,654	41%	75,724	41%
Net Profit (Loss)	\$ 33,976	\$ 55,937	\$ 1	\$ 55,936	5593681%	\$ -	#DIV/0!

**Utah State Bar
Spring Convention
February 28, 2022**

	Actual LYTD	Actual YTD	Budget YTD	Fav (Unfav) variance	% of Budget	Total Budget	YTD % of Tot Budget
Revenue							
4051 · Meeting - Registration	24,400	20,970	48,948	(27,978)	43%	97,895	21%
4052 · Meeting - Sponsor Revenue	-	-	6,750	(6,750)	0%	13,500	0%
4053 · Meeting - Vendor Revenue	-	-	5,475	(5,475)	0%	10,950	0%
4055 · Meeting - Sp Ev Registration	-	-	954	(954)	0%	1,907	0%
Total Revenue	24,400	20,970	62,126	(41,156)	34%	124,252	17%
Expenses							
Program Services	-	46	29,819	29,773	0%	94,989	0%
Salaries & Benefits	2,723	297	6,070	5,773	5%	16,256	2%
General & Administrative	1,057	750	6,343	5,594	12%	13,007	6%
Building Overhead	-	-	-	-	#DIV/0!	-	-
Total Expenses	3,780	1,093	42,232	41,140	3%	124,252	1%
Net Profit (Loss)	\$ 20,620	\$ 19,877	\$ 19,894	\$ (16)	100%	\$ -	#DIV/0!

**Utah State Bar
Member Services
February 28, 2022**

	Actual LYTD	Actual YTD	Budget YTD	Fav (Unfav) variance	% of Budget	Total Budget	YTD % of Tot Budget
Revenue							
4010 · Section/Local Bar Support fees	82,414	83,811	82,414	1,397	102%	82,904	101%
4052 · Meeting - Sponsor Revenue	-	-	-	-	#DIV/0!	-	#DIV/0!
4061 · Advertising Revenue	127,968	135,066	127,967	7,099	106%	195,858	69%
4062 · Subscriptions	30	30	30	-	100%	30	100%
4071 · Mem Benefits - Lexis	900	979	900	79	109%	1,200	-
4072 · Royalty Inc - Bar J, MBNA, LM,M	5,235	6,166	5,235	931	118%	8,175	75%
Total Revenue	216,557	226,052	216,556	9,496	104%	293,977	77%
Expenses							
Program Services	153,322	173,677	178,569	4,892	97%	303,951	57%
Salaries & Benefits	116,302	103,976	127,529	23,553	82%	181,447	57%
General & Administrative	85,594	100,337	121,125	20,788	83%	180,318	56%
Building Overhead	12,233	12,030	12,548	518	96%	18,831	64%
Total Expenses	367,451	390,021	439,771	49,750	89%	684,547	57%
Net Profit (Loss)	\$ (150,894)	\$ (163,969)	\$ (223,215)	\$ 59,246	73%	\$ (390,570)	42%

**Utah State Bar
Public Services
February 28, 2022**

	Actual LYTD	Actual YTD	Budget YTD	Fav (Unfav) variance	% of Budget	Total Budget	YTD % of Tot Budget
Revenue							
4063 · Modest Means revenue	8,100	7,225	8,492	(1,267)	85%	13,000	56%
4093 · Law Day Revenue	-	-	1,800	(1,800)	0%	2,700	0%
4095 · Miscellaneous Income	20	20	20	-	100%	20	100%
4120 · Grant Income	39,576	27,178	21,178	6,000	128%	21,178	128%
4200 · Seminar Profit/Loss	(2,922)	4,349	-	4,349	#DIV/0!	-	-
Total Revenue	44,774	38,772	31,490	7,282	123%	36,898	105%
Expenses							
Program Services	98,085	113,107	141,507	28,400	80%	174,038	65%
Salaries & Benefits	220,773	229,739	236,545	6,806	97%	362,748	63%
General & Administrative	69,962	33,960	37,891	3,931	90%	50,593	67%
Building Overhead	7,602	8,139	7,775	(364)	105%	11,698	70%
Total Expenses	396,422	384,946	423,718	38,772	91%	599,077	64%
Net Profit (Loss)	\$ (351,648)	\$ (346,173)	\$ (392,228)	\$ 46,055	88%	\$ (562,179)	62%

**Utah State Bar
Bar Operations
February 28, 2022**

	Actual LYTD	Actual YTD	Budget YTD	Fav (Unfav) variance	% of Budget	Total Budget	YTD % of Tot Budget
Revenue							
4031 · Enhanced Web Revenue	-	-	-	-	-	-	-
4052 · Meeting - Sponsor Revenue	-	-	-	-	#DIV/0!	-	#DIV/0!
4053 · Meeting - Vendor Revenue	-	-	-	-	#DIV/0!	-	#DIV/0!
4060 · E-Filing Revenue	15,614	-	15,614	(15,614)	0%	24,853	0%
4103 · In - Kind Revenue - UDR	23	-	(2)	2	0%	-	#DIV/0!
4095 · Miscellaneous Income	20,515	477	20,516	(20,039)	2%	20,956	2%
4200 · Seminar Profit/Loss	-	-	-	-	#DIV/0!	-	-
Investment Income	19,647	(1,059)	19,647	(20,706)	-5%	21,476	91%
Total Revenue	55,799	(582)	55,775	(56,357)	-1%	67,285	83%
Expenses							
Program Services	5,906	98,049	109,065	11,016	90%	178,877	55%
Salaries & Benefits	839,871	806,924	859,463	52,539	94%	1,304,037	62%
General & Administrative	155,551	197,979	216,833	18,854	91%	298,000	66%
In Kind	4,745	1,224	4,745	3,521	26%	5,404	23%
Building Overhead	30,155	33,310	30,930	(2,380)	108%	46,407	72%
Total Expenses	1,036,228	1,137,486	1,221,036	83,550	93%	1,832,725	62%
Net Profit (Loss)	\$ (980,429)	\$ (1,138,068)	\$ (1,165,261)	\$ 27,193	98%	\$ (1,765,440)	64%

**Utah State Bar
Facilities
February 28, 2022**

	Actual LYTD	Actual YTD	Budget YTD	Fav (Unfav) variance	% of Budget	Total Budget	YTD % of Tot Budget
Revenue							
4039 · Room Rental-All parties	6,646	20,873	27,668	(6,795)	75%	51,386	41%
4042 · Food & Beverage Rev-All Parties	3,378	13,663	38,221	(24,558)	36%	62,654	22%
4043 · Setup & A/V charges-All parties	-	945	467	477	202%	701	135%
4090 · Tenant Rent	13,862	12,102	13,478	(1,376)	90%	20,646	59%
4095 · Miscellaneous Income	70	-	70	(70)	0%	70	0%
4103 · In - Kind Revenue - UDR	-	-	-	-	#DIV/0!	-	#DIV/0!
Total Revenue	23,956	47,583	79,904	(32,322)	60%	135,457	35%
Expenses							
Program Services	3,623	15,242	37,610	22,368	41%	60,835	25%
Salaries & Benefits	116,199	100,915	130,423	29,508	77%	185,606	54%
General & Administrative	3,825	(10,699)	10,692	21,391	-100%	17,470	-61%
In Kind	190	8,661	189	(8,472)	4583%	475	1823%
Building Overhead	122,375	113,428	123,853	10,425	92%	188,340	60%
Total Expenses	246,212	227,547	302,767	75,220	75%	452,726	50%
Net Profit (Loss)	\$ (222,256)	\$ (179,964)	\$ (222,862)	\$ 42,898	81%	\$ (317,269)	57%

Utah State Bar
Income Statement - Consolidated By Account
February 28, 2022

	Actual LYTD	Actual YTD	Budget YTD	Fav (Unfav) variance	% of Budget	Total Budget	YTD % of Tot Budget
Revenue							
4001 - Admissions - Student Exam Fees	65,450	100,925	66,759	34,166	151%	105,162	96%
4002 - Admissions - Attorney Exam Fees	34,575	44,925	35,267	9,658	127%	58,191	77%
4003 - Admissions - Retake Fees	22,050	20,300	22,491	(2,191)	90%	33,456	61%
4004 - Admissions - Laptop Fees	36,975	49,198	37,715	11,483	130%	64,031	77%
4005 - Admissions - Application Forms	7,200	(850)	7,344	(8,194)	-12%	8,364	-
4006 - Transfer App Fees	29,700	36,500	30,294	6,206	120%	46,002	79%
4008 - Attorney - Motion	53,550	52,700	54,621	(1,921)	96%	83,232	63%
4009 - House Counsel	9,350	17,850	9,537	8,313	187%	15,606	114%
4010 - Section/Local Bar Support fees	99,594	101,691	99,938	1,753	102%	100,542	101%
4011 - Admissions LPP	1,250	950	1,250	(300)	76%	2,938	32%
4012 - Admissions Military Spouse	-	-	-	-	#DIV/0!	-	#DIV/0!
4020 - NLTP Fees	41,250	44,850	42,075	2,775	107%	57,987	77%
4021 - Lic Fees > 3 Years	3,729,825	3,805,930	3,804,421	1,509	100%	3,832,047	99%
4022 - Lic Fees < 3 Years	194,120	196,115	198,003	(1,888)	99%	209,498	94%
4023 - Lic Fees - House Counsel	46,100	49,615	47,022	2,593	106%	48,766	102%
4024 - Lic Fees LPP	2,150	3,600	2,193	1,407	164%	2,193	164%
4025 - Pro Hac Vice Fees	137,500	124,600	140,251	(15,651)	89%	219,173	57%
4026 - Lic Fees - Inactive/FS	116,630	118,415	118,963	(548)	100%	118,891	100%
4027 - Lic Fees - Inactive/NS	219,660	222,390	224,054	(1,664)	99%	224,375	99%
4029 - Prior Year Lic Fees	-	-	-	-	#DIV/0!	-	#DIV/0!
4030 - Certs of Good Standing	11,340	12,940	11,567	1,373	112%	18,340	71%
4039 - Room Rental-All parties	6,646	20,873	27,668	(6,795)	75%	51,386	41%
4042 - Food & Beverage Rev-All Parties	3,378	13,663	38,221	(24,558)	36%	62,654	22%
4043 - Setup & A/V charges-All parties	-	945	467	477	202%	701	135%
4051 - Meeting - Registration	79,768	249,223	235,356	13,868	106%	284,304	88%
4052 - Meeting - Sponsor Revenue	7,250	26,250	32,024	(5,774)	82%	38,775	68%
4053 - Meeting - Vendor Revenue	1,000	14,800	16,975	(2,175)	87%	22,450	66%
4054 - Meeting - Material Sales	-	-	-	-	#DIV/0!	-	-
4055 - Meeting - Sp Ev Registration	-	13,235	10,134	3,102	131%	11,087	119%
4060 - E-Filing Revenue	15,614	-	15,614	(15,614)	0%	24,853	0%
4061 - Advertising Revenue	127,968	135,066	127,967	7,099	106%	195,980	69%
4062 - Subscriptions	30	30	30	-	100%	30	100%
4063 - Modest Means revenue	8,100	7,225	8,492	(1,267)	85%	13,000	56%
4071 - Mem Benefits - Lexis	900	979	900	79	109%	1,200	-
4072 - Royalty Inc - Bar J, MBNA, LM,M	5,235	6,166	5,235	931	118%	8,175	75%
4081 - CLE - Registrations	153,096	143,539	202,746	(59,207)	71%	315,631	45%
4082 - CLE - Video Library Sales	76,335	50,431	75,194	(24,763)	67%	173,085	29%
4090 - Tenant Rent	13,862	12,102	13,478	(1,376)	90%	20,646	59%
4093 - Law Day Revenue	-	-	1,800	(1,800)	0%	2,700	0%
4095 - Miscellaneous Income	25,479	19,743	27,128	(7,385)	73%	29,550	67%
4096 - Late Fees	37,995	82,750	37,895	44,855	218%	53,995	153%
4103 - In - Kind Revenue - UDR	23	-	(2)	2	0%	-	#DIV/0!
4200 - Seminar Profit/Loss	12,484	79,747	(16,697)	96,444	-478%	(43,774)	-182%
Investment income	19,647	(1,059)	19,647	(20,706)	-5%	21,476	-5%
Total Revenue	5,453,078	5,878,351	5,834,036	44,315	101%	6,536,698	90%
Program Service Expenses							
5001 - Meeting Facility-external only	15	37,340	14,386	(22,954)	260%	25,726	145%
5002 - Meeting facility-internal only	6,126	10,013	14,993	4,980	67%	28,034	36%
5013 - ExamSoft	3,564	28,176	3,564	(24,612)	791%	15,490	182%
5014 - Questions	24,954	36,486	30,838	(5,648)	118%	52,750	69%
5015 - Investigations	706	1,350	823	(527)	164%	1,137	119%
5016 - Credit Checks	1,344	975	1,343	368	73%	2,534	38%
5017 - Medical Exam	-	480	-	(480)	#DIV/0!	320	-
5020 - Exam Scoring	-	-	-	-	#DIV/0!	-	-
5025 - Temp Labor/Proctors	-	-	-	-	#DIV/0!	-	#DIV/0!
5030 - Speaker Fees & Expenses	6,500	13,709	10,232	(3,477)	134%	10,232	134%
5031 - Speaker Reimb. - Receipt Req'd	-	-	3,330	3,330	0%	5,824	0%
5035 - Awards	3,913	7,303	736	(6,567)	992%	3,358	217%
5037 - Grants/ contributions - general	500	-	8,397	8,397	0%	17,500	0%
5040 - Witness & Hearing Expense	(39)	180	30	(150)	600%	766	24%
5041 - Process Serving	282	587	605	18	97%	605	97%
5046 - Court Reporting	1,596	15	1,596	1,581	1%	1,596	1%
5047 - Casemaker	35,878	36,227	33,228	(2,999)	109%	50,000	72%
5055 - Legislative Expense	40,000	40,000	40,000	-	100%	60,000	67%
5060 - Program Special Activities	-	4,581	-	(4,581)	#DIV/0!	-	-
5061 - LRE - Bar Support	60,000	64,182	60,000	(4,182)	107%	64,182	100%
5062 - Law Day	-	-	7,160	7,160	0%	11,653	0%
5063 - Special Event Expense	6,829	26,830	35,382	8,553	76%	40,603	66%
5064 - MCLE Fees Paid	15,716	28,450	16,771	(11,679)	170%	38,050	75%
5070 - Equipment Rental	-	7,258	18,989	11,731	38%	23,894	30%
5075 - Food & Bev-external costs only	8,268	153,243	193,894	40,651	79%	292,249	52%
5076 - Food & beverage - internal only	4,680	10,199	21,812	11,614	47%	33,395	31%
5079 - Soft Drinks	1,603	2,722	3,061	339	89%	5,348	51%
5085 - Misc. Program Expense	1,298	401	9,757	9,356	4%	13,961	3%
5090 - Commission Expense	25,362	23,280	24,315	1,034	96%	37,404	62%
5095 - Wills for Heroes	-	279	359	80	78%	1,767	16%
5096 - UDR Support	-	-	-	-	#DIV/0!	-	-
5099 - Blomquist Hale	49,189	59,766	57,606	(2,160)	104%	91,041	66%
5702 - Travel - Lodging	7,065	53,811	27,717	(26,094)	194%	39,520	136%
5703 - Travel - Transportation/Parking	279	7,909	8,013	103	99%	13,376	59%
5704 - Travel - Mileage Reimbursement	1,035	11,673	6,058	(5,615)	193%	9,477	123%
5705 - Travel - Per Diems	-	6,975	1,745	(5,230)	400%	2,868	243%
5706 - Travel - Meals	-	-	707	707	0%	1,054	0%
5707 - Travel - Commission Mtgs	-	-	25,664	25,664	0%	38,500	0%
5805 - ABA Annual Meeting	-	300	3,437	3,137	9%	5,171	6%
5810 - ABA Mid Year Meeting	-	722	5,150	4,428	14%	11,233	6%
5815 - Commission/Education	-	11,775	12,028	253	98%	20,550	57%
5820 - ABA Annual Delegate	-	1,234	3,368	2,134	37%	5,069	24%
5830 - Western States Bar Conference	205	1,505	8,852	7,347	17%	13,278	11%
5840 - President's Expense	12,163	12,000	11,847	(153)	101%	20,000	60%
5841 - President's Reimbursement	-	-	-	-	#DIV/0!	-	#DIV/0!
5845 - Reg Reform Task Force	-	-	-	-	#DIV/0!	-	-
5850 - Leadership Academy	-	5,194	6,664	1,470	78%	10,200	51%
5855 - Bar Review	-	2,729	4,000	1,272	68%	6,000	45%
5865 - Retreat	-	21,944	22,200	256	99%	33,300	66%
5866 - Wellbeing Committee	37,735	43,125	52,187	9,062	83%	70,000	62%

Utah State Bar
Income Statement - Consolidated By Account
February 28, 2022

	Actual LYTD	Actual YTD	Budget YTD	Fav (Unfav) variance	% of Budget	Total Budget	YTD % of Tot Budget
5867 - Bar Membership Survey	-	-	-	-	#DIV/0!	-	#DIV/0!
5868 - UCLI Support	-	-	-	-	#DIV/0!	-	#DIV/0!
5960 - Overhead Allocation - Seminars	(3,404)	-	14,504	14,504	0%	18,835	0%
5970 - Event Revenue Sharing - 3rd Pty	31,728	26,523	30,402	3,879	87%	68,366	39%
Total Program Service Expenses	385,088	801,454	857,749	56,295	93%	1,316,216	61%
Salaries & Benefit Expenses							
5510 - Salaries/Wages	2,051,794	1,965,529	2,093,380	127,850	94%	3,137,489	63%
5605 - Payroll Taxes	148,261	155,315	153,408	(1,907)	101%	243,400	64%
5610 - Health Insurance	185,243	180,182	199,606	19,424	90%	310,096	58%
5620 - Health Ins/Medical Reimb	4,700	4,150	4,464	314	93%	7,144	58%
5630 - Dental Insurance	9,926	10,390	10,169	(221)	102%	17,592	59%
5640 - Life & LTD Insurance	12,690	12,492	14,905	2,413	84%	23,275	54%
5645 - Workman's Comp Insurance	1,787	1,997	1,786	(211)	112%	2,733	73%
5650 - Retirement Plan Contributions	177,045	166,899	174,782	7,883	95%	270,528	62%
5655 - Retirement Plan Fees & Costs	9,067	4,730	8,572	3,842	55%	17,300	27%
5660 - Training/Development	2,799	3,449	3,959	510	87%	5,322	65%
Total Salaries & Benefit Expenses	2,603,313	2,505,133	2,665,030	159,898	94%	4,034,879	65%
General & Administrative Expenses							
7025 - Office Supplies	8,358	12,074	9,264	(2,810)	130%	16,229	74%
7015 - Office Equip Repairs	-	-	-	-	#DIV/0!	-	#DIV/0!
7033 - Operating Meeting Supplies	1,023	1,904	6,396	4,492	30%	11,392	17%
7035 - Postage/Mailing, net	36,777	27,074	36,648	9,574	74%	59,248	46%
7040 - Copy/Printing Expense	70,964	77,963	88,993	11,030	88%	135,064	58%
7041 - Copy/Print revenue	(8,947)	(11,091)	(8,942)	2,149	124%	(16,766)	66%
7045 - Internet Service	8,339	18,225	10,082	(8,143)	181%	12,483	146%
7050 - Computer Maintenance	26,477	42,923	26,596	(16,327)	161%	40,670	106%
7055 - Computer Supplies & Small Equip	12,565	18,160	11,951	(6,209)	152%	14,525	125%
7089 - Membership Database Fees	27,000	36,554	31,473	(5,081)	116%	69,437	53%
7095 - Fax Equip & Supplies	-	(140)	-	140	#DIV/0!	(10)	-
7100 - Telephone	45,208	39,852	45,143	5,291	88%	65,109	61%
7105 - Advertising	3,146	2,901	34,022	31,121	9%	50,856	6%
7106 - Public Notification	277	-	723	723	0%	754	0%
7107 - Production Costs	-	2,500	-	(2,500)	#DIV/0!	-	#DIV/0!
7110 - Publications/Subscriptions	19,588	18,165	21,356	3,191	85%	30,350	60%
7115 - Public Relations	-	-	-	-	#DIV/0!	-	#DIV/0!
7120 - Membership/Dues	9,868	15,210	9,819	(5,391)	159%	10,830	140%
7135 - Bank Service Charges	572	423	572	149	74%	938	45%
7136 - ILM Service Charges	12,189	14,551	12,190	(2,361)	118%	17,944	81%
7138 - Bad debt expense	-	-	-	-	#DIV/0!	-	-
7140 - Credit Card Merchant Fees	47,981	48,644	26,728	(21,916)	182%	63,406	77%
7141 - Credit Card surcharge	(24,213)	(21,887)	(24,215)	(2,328)	90%	(68,872)	32%
7145 - Commission Election Expense	-	-	-	-	#DIV/0!	2,700	0%
7150 - E&O/Off & Dir Insurance	35,874	39,419	35,760	(3,659)	110%	53,637	73%
7160 - Audit Expense	35,435	38,143	35,435	(2,708)	108%	35,435	108%
7170 - Lobbying Rebates	-	20	-	(20)	#DIV/0!	232	9%
7175 - O/S Consultants	119,333	62,907	141,020	78,113	45%	178,979	35%
7176 - Bar Litigation	-	16,130	-	(16,130)	#DIV/0!	10,000	161%
7177 - UPL	1,564	-	10,000	10,000	0%	10,000	0%
7178 - Offsite Storage/Backup	-	-	-	-	#DIV/0!	-	#DIV/0!
7179 - Payroll Adm Fees	2,115	1,968	2,113	145	93%	3,126	63%
7180 - Administrative Fee Expense	574	1,199	574	(625)	208%	996	120%
7190 - Lease Interest Expense	-	-	-	-	#DIV/0!	-	#DIV/0!
7191 - Lease Sales Tax Expense	-	-	-	-	#DIV/0!	-	#DIV/0!
7195 - Other Gen & Adm Expense	2,999	14,862	3,718	(11,144)	400%	15,054	99%
Total General & Administrative Expenses	495,064	518,653	567,420	48,767	91%	823,746	60%
In Kind Expenses							
7103 - InKind Contrib-UDR & all other	4,935	9,885	4,934	(4,951)	200%	5,879	168%
Total In Kind Expenses	4,935	9,885	4,934	(4,951)	200%	5,879	84%
Building Overhead Expenses							
6015 - Janitorial Expense	10,957	18,517	10,980	(7,537)	169%	17,062	109%
6020 - Heat	14,265	13,928	14,510	582	96%	21,605	64%
6025 - Electricity	28,092	29,300	28,579	(721)	103%	42,212	69%
6030 - Water/Sewer	4,522	4,326	4,666	340	93%	6,388	68%
6035 - Outside Maintenance	7,874	12,975	8,025	(4,950)	162%	14,343	90%
6040 - Building Repairs	12,601	17,229	11,337	(5,892)	152%	18,421	94%
6045 - Bldg Mtnc Contracts	18,463	15,990	19,335	3,345	83%	30,914	52%
6050 - Bldg Mtnc Supplies	-	-	-	-	#DIV/0!	-	#DIV/0!
6055 - Real Property Taxes	22,921	22,702	23,604	902	96%	35,300	64%
6060 - Personal Property Taxes	268	249	272	23	91%	410	61%
6065 - Bldg Insurance/Fees	13,287	14,000	13,641	(359)	103%	20,445	68%
6070 - Building & Improvements Depr	44,543	55,493	43,056	(12,437)	129%	65,918	84%
6075 - Furniture & Fixtures Depr	2,042	1,813	1,536	(277)	118%	3,375	54%
7065 - Computers, Equip & Sftwre Depr	63,788	36,114	69,421	33,307	52%	99,763	36%
Total Building Overhead Expenses	243,621	242,636	248,962	6,326	97%	376,156	65%
Total Expenses	3,737,021	4,077,761	4,344,096	266,335	94%	6,556,876	57%
Other							
4300 - Gain (Loss) - Disposal Of Assets	-	-	-	-	#DIV/0!	-	#DIV/0!
4120 - Grant Income	39,576	27,178	21,178	(6,000)	128%	21,178	128%
	39,576	27,178	21,178	(6,000)	128%	21,178	
Net Profit (Loss)	\$ 1,760,633	\$ 1,827,769	\$ 1,511,119	\$ 316,650	121%	\$ 1,000	182777%

Utah State Bar Balance Sheets

	2/28/2022	6/30/2021
ASSETS		
Current Assets		
Petty Cash	\$ 625	\$ 625
Cash in Bank	242,444	1,466,786
Invested Funds	6,928,517	6,942,694
Total Cash/Investments	7,171,586	8,410,105
Accounts Receivable	14,125	25,924
Prepaid Expenses	248,103	134,036
A/R - Sections	48,070	49,354
Total Other Current Assets	310,299	209,313
Total Current Assets	7,481,885	8,619,418
Fixed Assets		
Property & Equipment	5,024,614	4,967,716
Accumulated Depreciation	(4,277,586)	(4,184,165)
Land	633,142	633,142
Total Fixed Assets	1,380,170	1,416,692
TOTAL ASSETS	\$ 8,862,055	\$ 10,036,110
LIABILITIES & EQUITY		
Liabilities		
Current Liabilities		
AP Trade	\$ 23,555	\$ 147,410
Other Accounts Payable	16,440	119,207
Accrued Payables	461,479	543,060
Cap Lease Oblig - ST	4,112	4,112
A/P - Sections	1,560	191,515
Deferred Revenue	2,100	2,502,575
Total Current Liabilities	509,246	3,507,878
Long Term Liabilities		
Capital Lease Oblig	(3,191)	-
PPP Loan	-	-
Total Long Term Liabilities	(3,191)	-
Total Liabilities	506,054	3,507,878
Equity		
Unrestricted Net Assets (R/E)	6,528,232	5,503,712
Fund Balance - Current Year	1,827,769	1,024,520
Total Equity	8,356,001	6,528,232
TOTAL LIABILITIES & EQUITY	\$ 8,862,055	\$ 10,036,110

UTAH STATE BAR
Membership Statistics
February 28, 2022

<u>STATUS</u>	<u>02/28/21</u>	<u>02/28/22</u>	<u>Change</u>
Active	8,775	8,942	167
Active under 3 years	856	828	(28)
Active Emeritus	265	271	6
In House Counsel	109	115	6
Foreign Legal Counsel	4	4	-
LPP	13	18	5
Military Spouse	-	-	-
Subtotal - Active	10,022	10,178	156
Inactive - Full Service	795	810	15
Inactive - No Service	2,038	2,068	30
Inactive Emeritus	370	419	49
Inactive House Counsel	11	10	(1)
Inactive LPP	-	-	-
Subtotal - Inactive	3,214	3,307	93
Total Active and Inactive	13,236	13,485	249
<u>Supplemental Information</u>			
Paralegals	159	155	(4)
<u>Active Attorneys by Region</u>			
1st Division (Logan - Brigham)	198	204	6
2nd Division (Davis - Weber)	947	1,002	55
3rd Division (Salt Lake)	5,595	5,558	(37)
4th Division (Utah)	1,339	1,385	46
5th Division (Southern Utah)	537	559	22
Out of State	1,406	1,470	64
Total Active Attorneys	10,022	10,178	156

Balance Sheet Classification

Base Currency: USD As of 02/28/2022

ILM-UT ST BAR (3176)

Dated: 03/04/2022

CE

Identifier	Description	Current Units	Rating	Coupon	Effective Maturity	Book Yield	Yield	Base Book Value	Base Net Total Unrealized Gain/Loss	Market Price	Base Accrued Balance	Base Market Value + Accrued
38141W273	GOLDMAN/FS GOV'T INST	818,363.02	AAA	0.030	02/28/2022	0.030	0.030	818,363.02	0.00	1.0000	0.00	818,363.02
CCYUSD	Cash	22.05	AAA	0.000	02/28/2022	0.000	0.000	22.05	0.00	1.0000	0.00	22.05
---	---	818,385.07	AAA	---	02/28/2022	0.030	0.030	818,385.07	0.00	1.0000	0.00	818,385.07

ST

Identifier	Description	Current Units	Rating	Coupon	Effective Maturity	Book Yield	Yield	Base Book Value	Base Net Total Unrealized Gain/Loss	Market Price	Base Accrued Balance	Base Market Value + Accrued
69371RP75	PACCAR FINANCIAL CORP	186,000.00	A+	2.850	03/01/2022	2.022	0.124	186,000.00	42.22	100.0227	2,650.50	188,692.72
83051GA44	SKANDINAVISKA ENSKILDA BANKEN AB	200,000.00	AA-	3.050	03/25/2022	0.240	0.307	200,372.12	38.68	100.2054	2,643.33	203,054.13
78013X8D5	ROYAL BANK OF CANADA	250,000.00	A+	2.800	04/29/2022	0.243	1.463	251,035.07	-475.82	100.2237	2,372.22	252,931.47
61744YAH1	MORGAN STANLEY	250,000.00	A+	2.750	05/19/2022	0.174	1.088	251,404.16	-475.91	100.3713	1,947.92	252,876.17
2027A0JK6	COMMONWEALTH BANK OF AUSTRALIA	245,000.00	AA-	2.750	03/10/2022	0.178	1.085	245,156.53	-21.78	100.0550	3,200.31	248,335.06
57629WC44	MASSMUTUAL GLOBAL FUNDING II	250,000.00	AA+	2.250	07/01/2022	0.202	0.933	251,723.46	-604.96	100.4474	937.50	252,056.00
135069TY7	CANADIAN IMPERIAL BANK OF COMMERCE	300,000.00	AA	2.550	06/16/2022	0.155	0.793	302,110.10	-536.00	100.5247	1,593.75	303,167.85
2027A0JK6	COMMONWEALTH BANK OF AUSTRALIA	50,000.00	AA-	2.750	03/10/2022	0.164	1.085	50,032.12	-4.62	100.0550	653.13	50,680.63
89236THM0	TOYOTA MOTOR CREDIT CORP	200,000.00	A+	0.350	10/14/2022	0.187	1.102	200,202.45	-1,141.25	99.5306	286.39	199,327.59
028816BM0	AMERICAN EXPRESS CO	400,000.00	A	2.500	07/01/2022	0.389	1.375	402,856.28	-1,329.08	100.3818	833.33	402,360.53
00209TAB1	COMCAST CABLE COMMUNICATIONS LLC	250,000.00	A-	9.455	11/15/2022	0.411	1.231	265,943.87	-1,384.37	105.8238	6,959.93	271,519.43
902674YA2	UBS AG (LONDON BRANCH)	312,000.00	AA-	1.750	03/31/2022	0.457	0.582	312,223.60	79.04	100.0970	1,971.67	314,274.31
64952WDH3	NEW YORK LIFE GLOBAL FUNDING	100,000.00	AAA	2.250	07/12/2022	0.357	0.891	100,694.28	-190.88	100.5034	306.25	100,809.65
06051GEU9	BANK OF AMERICA CORP	200,000.00	A	3.300	01/11/2023	0.321	1.411	205,139.61	-1,889.41	101.6251	916.67	204,166.87
9128282P4	UNITED STATES TREASURY	400,000.00	AAA	1.875	07/31/2022	0.318	0.614	402,610.75	-485.75	100.5313	600.83	402,725.83
912828Z64	UNITED STATES TREASURY	250,000.00	AAA	0.125	05/31/2022	0.339	0.434	249,866.31	-61.62	99.9219	78.13	249,862.81
06367TG38	BANK OF MONTREAL	300,000.00	AA	2.350	09/11/2022	0.833	1.026	302,406.04	-288.34	100.7059	3,329.17	305,446.87
---	---	4,143,000.00	AA-	---	06/28/2022	0.405	0.920	4,179,776.76	-8,729.86	---	31,261.02	4,202,307.92

LT

Identifier	Description	Current Units	Rating	Coupon	Effective Maturity	Book Yield	Yield	Base Book Value	Base Net Total Unrealized Gain/Loss	Market Price	Base Accrued Balance	Base Market Value + Accrued
52SESCT15	LEHMAN ESCROW	300,000.00	NA	0.000	01/01/2049	0.000	---	0.00	1,651.92	0.5506	0.00	1,651.92
064159VK9	BANK OF NOVA SCOTIA	164,000.00	A	1.625	05/01/2023	0.356	1.898	166,424.21	-2,563.45	99.9151	888.33	164,749.10
064159VK9	BANK OF NOVA SCOTIA	75,000.00	A	1.625	05/01/2023	0.351	1.698	76,113.50	-1,177.17	99.9151	406.25	75,342.57
74368CB99	PROTECTIVE LIFE GLOBAL FUNDING	167,000.00	AA-	0.502	04/12/2023	0.451	1.439	167,095.40	-1,831.37	98.9605	323.69	165,587.73
74165EUF2	Synchrony Bank	250,000.00	BBB	0.400	09/18/2023	0.450	0.450	249,805.63	0.00	99.9223	458.33	250,263.97
38149MZX4	Goldman Sachs Bank USA	250,000.00	A+	0.350	09/22/2023	0.400	0.400	249,804.79	0.00	99.9219	383.56	250,188.36
05580AD92	BMW Bank of North America	250,000.00	AA-	0.350	09/25/2023	0.400	0.400	249,803.23	0.00	99.9213	378.77	250,182.00
795451AU7	Sallie Mae Bank	250,000.00	BBB+	0.350	09/22/2023	0.400	0.400	249,804.79	0.00	99.9219	383.56	250,188.36
90348JT34	UBS Bank USA	250,000.00	A+	0.350	09/22/2023	0.400	0.400	249,804.79	0.00	99.9219	16.78	249,821.58
538036SD7	Live Oak Banking Company	250,000.00	NA	0.250	10/02/2023	0.300	0.300	249,800.82	0.00	99.9203	47.95	249,848.77
---	---	2,206,000.00	A	---	08/30/2023	0.392	0.647	1,908,457.18	-3,920.07	---	3,287.23	1,907,824.34

Summary

Identifier	Description	Current Units	Rating	Coupon	Effective Maturity	Book Yield	Yield	Base Book Value	Base Net Total Unrealized Gain/Loss	Market Price	Base Accrued Balance	Base Market Value + Accrued
---	---	7,187,385.07	AA-	---	10/10/2022	0.357	0.740	6,906,619.01	-12,649.93	---	34,548.24	6,926,517.32

70

TAB 4

WEBSITE VERSION

NUMBERED BILLS WITH VOTE(S) TAKEN:

Number	Title	Prime Sponsor	GRC Committee Vote	Bar Commission Vote
HB0028	Offender Supervision Amendments	Rep. Lisonbee, K	1/25/2022 NO POSITION	
HB0029	Driving Offenses Amendments	Rep. Acton, C.K.	1/25/2022 NO POSITION	
HB0040	Judicial Performance Evaluation Commission Amendments	Rep. Abbott, N.	1/18/2022 SUPPORT	1/18/2022 SUPPORT
HB0045	Justice Court Judge Elections Amendments	Rep. Hawkins, J.	1/18/2022 SUPPORT	1/18/2022 SUPPORT
HB0055	Juvenile Justice Services Amendments	Rep. Acton, C.K.	1/25/2022 NO POSITION	
HB0065	Forensic Biological Evidence Preservation	Rep. King, Brian S.	1/25/2022 HOLD 2/1/2022 HOLD 2/15/2022 SUPPORT	2/15/2022 SUPPORT
HB0081	Sexual Solicitation Amendments	Rep. Pulsipher, S.	1/25/2022 NO POSITION	
HB0084	Child Support Statute of Limitations	Rep. Collard, C.	1/18/2022 NO POSITION	
HB0086	Parenting Plan Amendments	Rep. Moss, C.	1/18/2022 NO POSITION	
HB0093	Juror and Witness Fee Amendments	Rep. Winder, M.	1/18/2022 HOLD 1/25/2022 SUPPORT	1/25/2022 SUPPORT
HB0098	Sexual Offense Amendments	Rep. Romero, A.	1/25/2022 NO POSITION	
HB0099	Civil Commitment Amendments	Rep. Dailey-Provost, J.	1/18/2022 HOLD 1/25/2022 NO POSITION	
HB0107	Small Claims Amendments	Rep. Brammer, B.	1/18/2022 HOLD 1/25/2022 SUPPORT	1/25/2022 SUPPORT
HB0111	Court-appointed Therapists Amendments	Rep. Teuscher, J.	1/18/2022 NO POSITION	
HB0117	Victim Address Confidentiality Program	Rep. Pitcher, S.	1/25/2022 NO POSITION	
HB0120	Uniform Partition of Heirs' Property Act	Rep. Snow, V. L.	1/18/2022 NO POSITION	
HB0122	Marriage Terminology Amendments	Rep. Weight, E.	1/18/2022 NO POSITION	
HB0123	Use of Force Revisions	Rep. Birkeland, K.	1/25/2022 NO POSITION	
HB0124	Forcible Entry Warrant Modifications	Rep. Gwynn, M.	1/25/2022 NO POSITION	
HB0126	Division of Juvenile Justice Services Rulemaking	Rep. Romero, A.	2/1/2022 NO POSITION	
HB0134	Victims' Rights Revisions	Rep. Rohner, J.	1/25/2022 SUPPORT	1/25/2022 SUPPORT
HB0138	Juvenile Justice Modifications	Rep. Judkins, M.	2/22/2022 NO POSITION	
HB0139	Traffic Violation Amendments	Rep. Teuscher,	1/25/2022 NO POSITION	
HB0140	Government Attorney Fees Amendments	Rep. Birkland, K.	2/1/2022 NO POSITION	
HB0147	Death Penalty Modifications	Rep. Snow, V. L.	1/25/2022 HOLD 2/1/2022 NO POSITION	
HB0148	Commitment in Criminal Proceedings	Rep. Abbott, N.	2/1/2022	

			HOLD 3/1/2022 NO POSITION	
HB0149	Power of Attorney Amendments	Rep. Ballard, M.G.	2/1/2022 NO POSITION	
HB0153	Child Welfare Interview Requirements	Rep. Musselman, C.R.	2/1/2022 NO POSITION	
HB0171	Custodial Interrogation Amendments	Rep. Wilcox, R.	2/1/2022 SUPPORT	2/1/2022 NO POSITION
HB0179	Juvenile Record Amendments	Rep. Snow, V. L.	2/1/2022 HOLD 2/15/2022 SUPPORT	2/15/2022 SUPPORT
HB0196	Transfer of Domestic Violence Cases	Rep. Pitcher, S.	2/1/2022 HOLD 3/1/2022 NO POSITION	
HB0208	Domestic Violence Offender Treatment Board	Rep. Snow, V.L.	2/1/2022 NO POSITION	
HB0219	Uniform Unregulated Child Custody Transfer Act	Rep. Nelson, M.	2/1/2022 NO POSITION	
HB0225	Access to Medical Records Amendments	Rep., Dunnigan, J.	2/1/2022 NO POSITION	
HB0228	Crime Victim Reparations Amendments	Rep. Ivory, K.	2/22/2022 HOLD 3/1/2022 NO POSITION	
HB0229	Property and Financial Offense Amendments	Rep. Brammer, B.	2/1/2022 NO POSITION	
HB0231	Fishing and Hunting Restrictions for Nonpayment of Child Support	Rep. Lisonbee, K.	2/8/2022 NO POSITION	
HB0246	Protection of Vulnerable Individuals	Rep. King, Brian	2/22/2022 HOLD 3/1/2022 NO POSITION	
HB0248	Juvenile Amendments	Rep. Snow, V.L.	2/15/2022 NO POSITION	
HB0249	Juvenile Recodification Cross References	Rep. Snow, V.L.	2/15/2022 NO POSITION	
HB0257	Public Prosecutor Modifications	Rep. Christofferson, K.	2/1/2022 OPPOSE	2/1/2022 OPPOSE
HB0261	Civil Commitment Revisions	Rep. Lyman, P.	2/15/2022 NO POSITION	
HB0277	Juvenile Competency Amendments	Rep. King, B.	2/22/2022 NO POSITION	
HB0299	Juvenile Justice Changes	Rep. Snow, V.L.	2/15/2022 NO POSITION	
HB0314	Inheritance Disqualification Amendments	Rep. Stoddard, A.	2/15/2022 NO POSITION	
HB0318	Dental Provider Malpractice Amendments	Rep. Teuschner, J.	2/15/2022 NO POSITION	
HB0320	Guardianship Bill of Rights	Rep. Abbot, N.	2/15/2022 NO POSITION	
HB0321	Restitution Amendments	Rep., Abbot, N.	2/15/2022 NO POSITION	
HB0325	Mental Health Support and Law Enforcement Co-response	Rep. Stoddard, A.	2/22/2022 NO POSITION	
HB0351	Domestic Violence Modifications	Rep. Pierucci, C.	2/22/2022 NO POSITION	
HB0359	Eviction Records Amendments	Rep. Judkins, M.	2/22/2022 HOLD 3/1/2022 NO POSITION - DEAD	
HB0361	Criminal Restitution Amendments	Rep. Lisonbee, K.	3/1/2022 NO POSITION - DEAD	
HB0363	Modifications to Civil Commitment	Rep. Eliason, S.	2/22/2022 HOLD 3/1/2022 NO POSITION	

HB0367	Probate and Trust Amendments	Rep. Miles, K.	2/15/2022 NO POSITION	
HB0375	Office Child Care Amendments	Rep. Matthews, A.	2/22/2022 NO POSITION	
HB0392	Expungement Fee Amendments	Rep. Dunnigan, J.	2/22/2022 HOLD 3/1/2022 SUPPORT	3/1/2022 SUPPORT
HB0408	Product Liability Amendments	Rep. King, B.	2/22/2022 HOLD 3/1/2022 NO POSITION	
HB0412	Probation and Parole Employment Incentive Program	Rep. Lisonbee, K.	3/1/2022 NO POSITION - DEAD	
HB0434	Theft by Extortion Amendments	Rep. Abbott, N.	3/1/2022 NO POSITION	
HB0444	Income Tax Revisions	Rep. Spendlove, R.	3/1/2022 NO POSITION	
HB0447	Penalty for False Statement During Arrest	Rep. Ivory, K.	3/1/2022 NO POSITION	
HB0448	Statute of Limitations Amendments	Rep. Collard, C.	3/1/2022 NO POSITION	
HB0458	Adoption Amendments	Rep. Birkland, K.	3/1/2022 NO POSITION	
HB0459	HIV Testing Modifications	Rep. Judkins, M.	3/1/2022 NO POSITION	
HB0461	Spinal Cord and Traumatic Brain Injury Fund Amendments	Rep. Ward, R.	3/1/2022 NO POSITION	
HB0473	Extradition Tolling Amendments	Rep. Ivory, K.	3/1/2022 NO POSITION	
HJR002	Joint Resolution Amending Rules of Evidence on Admissibility of Evidence of Crimes or Other Acts	Rep. Handy, S.	2/1/2022 NO POSITION	
HJR004	Proposal to Amend Utah Constitution -- Legislative Power Relating to Civil Action for Child Sexual Abuse	Rep. Ivory, K.	2/1/2022 HOLD 2/8/2022 HOLD 2/15/2022 BILL "DIED"	
HJR010	Proposal to Amend Utah Constitution - Inherent and Inalienable Rights	Rep. Lyman, P.	2/15/2022 NO POSITION	
HJR013	Joint Resolution Amending Court Rules of Procedure and Evidence to Address the Medical Candor Process	Rep. Nelson, M.	2/15/2022 NO POSITION	
HJR017	Joint Resolution Amending the Rules of Criminal Procedure on Hearings with Contemporaneous Transmission	Rep. Waldrip, S.	2/22/2022 HOLD 3/1/2022 NO POSITION - DEAD	
SB0035	Expungement Modifications	Sen. Weiler, T.	2/15/2022 SUPPORT	2/15/2022 SUPPORT
SB0043	Occupational and Professional Licensing Modifications	Sen. Bramble, C.	2/8/2022 OPPOSE	2/8/2022 OPPOSE 2/15/2022 NO POSITION
SB0056	Criminal Stalking Exemption Amendments	Sen. Weiler, T.	2/22/2022 HOLD 3/1/2022 NO POSITION	
SB0057	County Counsel Amendments	Sen. Fillmore, L.	2/15/2022 NO POSITION	
SB0065	Asset Forfeiture Amendments	Sen. Weiler, T.	2/8/2022 NO POSITION	
SB0074	Alimony Modifications	Sen. Weiler, T.	2/8/2022 NO POSITION	
SB0080	Real Property Recording Amendments	Sen. Winterton, R.	1/25/2022 NO POSITION	
SB0085	Protective Order and Stalking Injunction Expungement	Sen. Weiler, T.	2/22/2022 HOLD 3/1/2022 SUPPORT	3/1/2022 SUPPORT

SB0086	District and Juvenile Court Judge Amendments	Sen. Weiler, T.	2/1/2022 SUPPORT	2/1/2022 SUPPORT
SB0087	Court Fee Waiver Amendments	Sen. Iwamoto, J. Rep. Snow, V.L.	1/18/2022 SUPPORT	1/18/2022 SUPPORT
SB0095	Limitations on Employer Liability	Sen. Owens, D.	2/8/2022 NO POSITION	
SB0098	Judiciary Amendments	Sen. Weiler, T.	2/8/2022 SUPPORT	2/8/2022 SUPPORT
SB0108	Indigent Defense Amendments	Sen. Weiler, T.	2/15/2022 SUPPORT	2/15/2022 SUPPORT
SB0112	Pretrial Restorative Justice Amendments	Sen. Kitchen, D.	2/22/2022 HOLD 3/1/2022 NO POSITION - DEAD	
SB0120	Juvenile Justice Amendments	Sen. Weiler, T.	2/22/2022 HOLD 3/1/2022 NO POSITION - DEAD	
SB0123	Criminal Code Recodification	Sen. Mayne, K.	2/22/2022 HOLD 3/1/2022 NO POSITION	
SB0124	Criminal Code Recodification Cross References	Sen. Mayne, K.	2/22/2022 HOLD 3/1/2022 NO POSITION	
SB0141	Criminal Evidence Retention Amendments	Sen. Harper, W.	2/15/2022 OPPOSE	2/15/2022 OPPOSE
SB0150	Criminal Justice Data Management Task Force	Sen. Anderegg, J.	2/22/2022 HOLD 3/1/2022 NO POSITION	
SB0155	Guardianship and Conservatorship Amendments	Sen. Weiler, T.	2/8/2022 NO POSITION	
SB0156	Protection Against Extortion Amendments	Sen. Thatcher, D.	2/22/2022 HOLD 3/1/2022 NO POSITION	
SB0161	Child Welfare Appeals Amendments	Sen. Harper, W.	2/22/2022 NO POSITION	
SB0165	Animal Treatment Modifications	Sen. Davis, G.	2/22/2022 HOLD 3/1/2022 NO POSITION	
SB0167	Sexual Exploitation Amendments	Sen. Wilson, C.	2/22/2022 HOLD 3/1/2022 NO POSITION	
SB0181	Parental Representation Amendments	Sen. Harper, W.	2/8/2022 NO POSITION	
SB0193	Criminal Defense Prohibition	Sen. Kitchen, D.	2/22/2022 HOLD 3/1/2022 NO POSITION - DEAD	
SB0207	Wrongful Death Action Amendments	Sen. Weiler, T.	2/22/2022 NO POSITION	
SB0210	Post-conviction Representation Amendments	Sen. Weiler, T.	2/22/2022 HOLD 3/1/2022 SUPPORT	3/1/2022 SUPPORT
SB0217	Protective Order Revisions	Sen. Weiler, T.	2/22/2022 NO POSITION	
SB0227	Consumer Privacy Act	Sen. Cullimore, K.	3/1/2022 NO POSITION	
SB0231	Preliminary Hearing Amendments	Sen. Weiler, T.	3/1/2022 NO POSITION	
SB0239	Congregate Care Program Amendments	Sen. McKell, M.	3/1/2022 NO POSITION	

SB0242	Child Support Amendments	Sen. Weiler, T.	3/1/2022 NO POSITION	
SB0243	Parent-Time Amendments	Sen. Weiler, T.	3/1/2022 NO POSITION	
SJRO07	Joint Resolution Ratifying and Amendment to the United States Constitution	Sen. Riebe, K.	2/8/2022 NO POSITION	
SJRO08	Joint Resolution Amending Rules of Criminal Procedure on Appointment of Counsel	Sen. Weiler, T.	2/22/2022 HOLD 3/1/2022 NO POSITION - MOOT	

TAB 5



Office of Legal Services Innovation
An Office of the Utah Supreme Court

INNOVATION OFFICE ACTIVITY REPORT

EXECUTIVE SUMMARY

JANUARY 2022

DRAFTED FEBRUARY 15, 2022

Table of Contents

Overall Metrics	A-3
Executive Summary	A-4
Sandbox Activity (October 2020 - January 2022)	A-4
Authorized Entities	A-8
Authorized Entities Reporting Statuses	A-16
January 2022 Activity Risk Report - Harm Assessment	A-18



OVERALL METRICS

Total Applications Received	59
Applicants Recommended to Court for Authorization	35
Applicants Denied Recommendation from Innovation Office	
Applicants Denied Authorization by Court	0
Applicants Tabled (referral fees)	8
Inactive or Withdrawn Applicants Before Recommendation	10
Currently Under Office Review	7
Recommended to Court for Authorization Decision	0
Authorized Entities	34 (including 2 withdrawn)
Entities Reporting Data (this month)	12
Entities Recommended to Exit the Sandbox	0
Key Risks and Trends	There were 0 reported consumer complaints during January 2022



EXECUTIVE SUMMARY

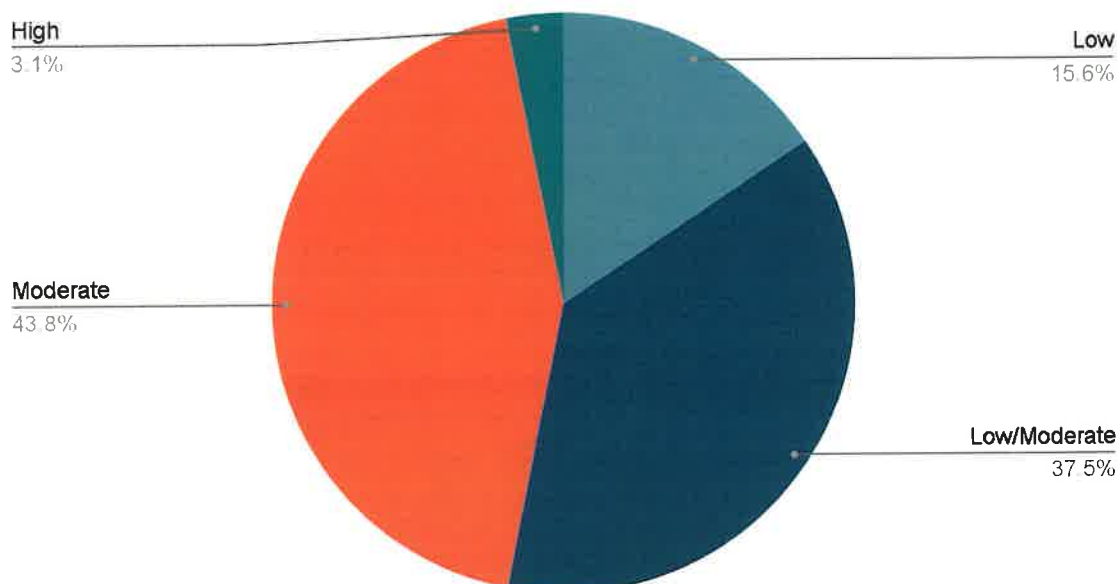
This report summarizes activities and negative risk assessment (i.e., harms) of entities approved by the Utah Supreme Court to implement legal services within the Utah Sandbox and monitored by the Office of Legal Services Innovation. This report covers the period of October 2020 through January 2022.

SANDBOX ACTIVITY (OCTOBER 2020 - JANUARY 2022)

Active Entities Authorized to Offer Sandbox Legal Services

- 32 active entities approved to offer services

Entities Authorized



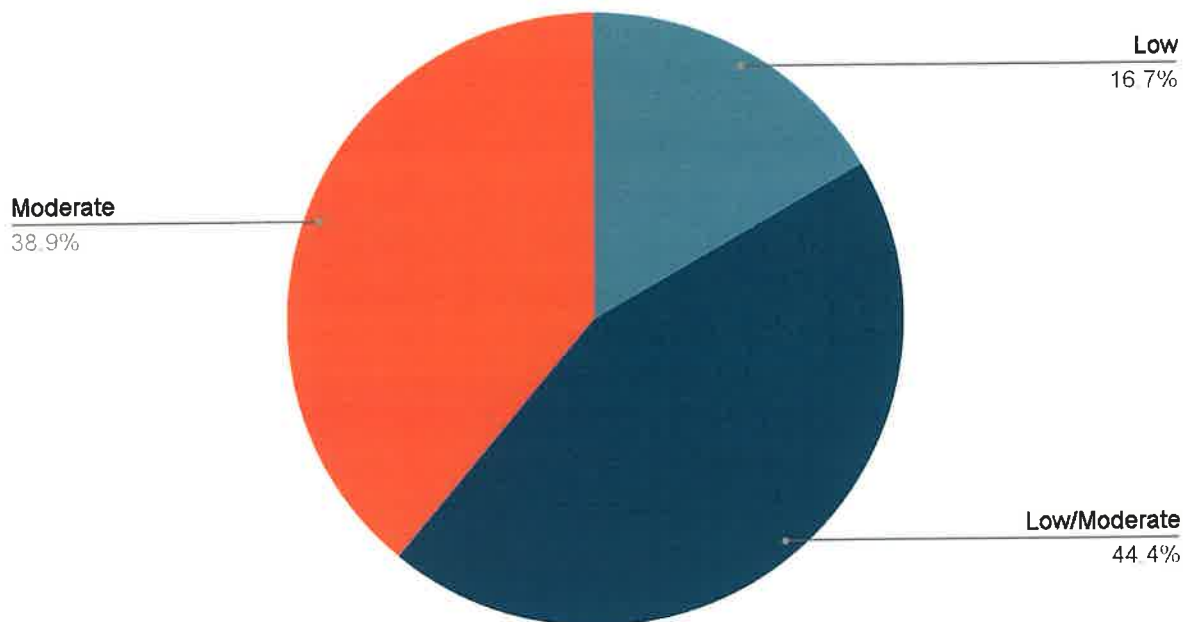
- o Low Risk=5 (AGS Law, Blue Bee, Firmly, Hello Divorce, Rocky Mountain Justice)
- o Low/Moderate=12 (GovAssist Legal, Davis & Sanchez, FOCL Law, LawPal, LegalAtoms, Legal Claims, Inc. [Trajector Legal], Mountain West Legal Protective, My Immigration, R&R, Rocket Lawyer, Tanner, Xira)
- o Moderate=14 (1Law, DSD Solutions, Estate Guru, Holy Cross Ministries, Jordanelle Blocks, LawGeex, Law HQ, Law on Call, Nuttall, Brown & Courtts, Off the Record, Pearson Butler, Sudbury Consulting, Timpanogos Legal Center, Utah Legal Advocates)
- o High=1 (AAA Fair Credit)



Authorized Entities Reporting Data through January 2022

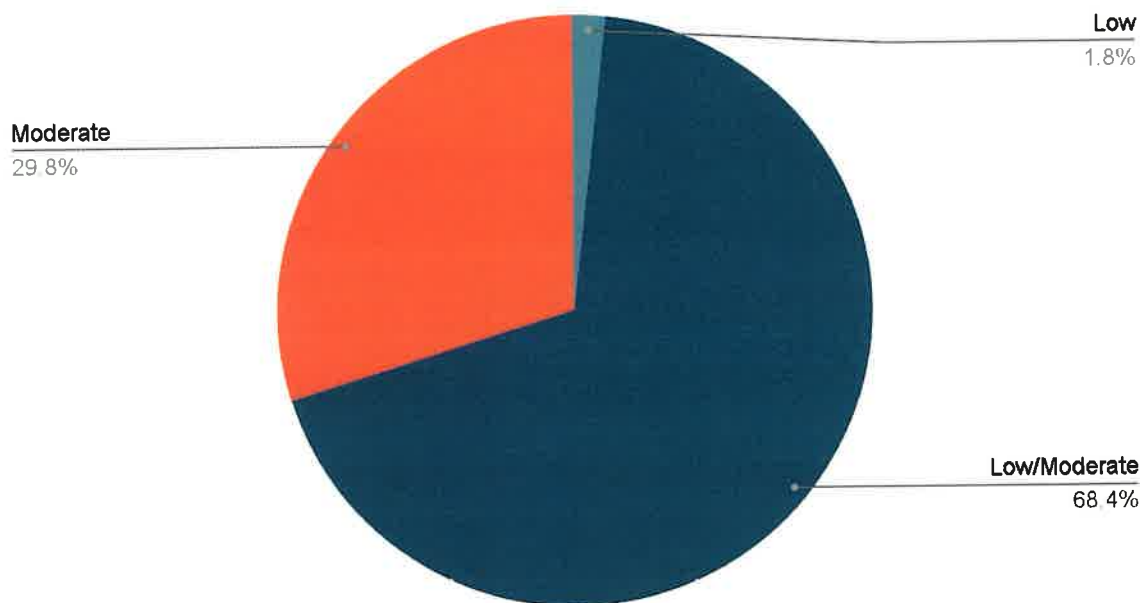
- 18 entities reporting data to date; 12 reporting this period
 - o 3 low risk entities; 8 low/moderate risk entities; 7 moderate entities

Entities Reporting Data to Date



Proportion of Services by Entity and Legal Categories Addressed

Legal Services by Entity Risk



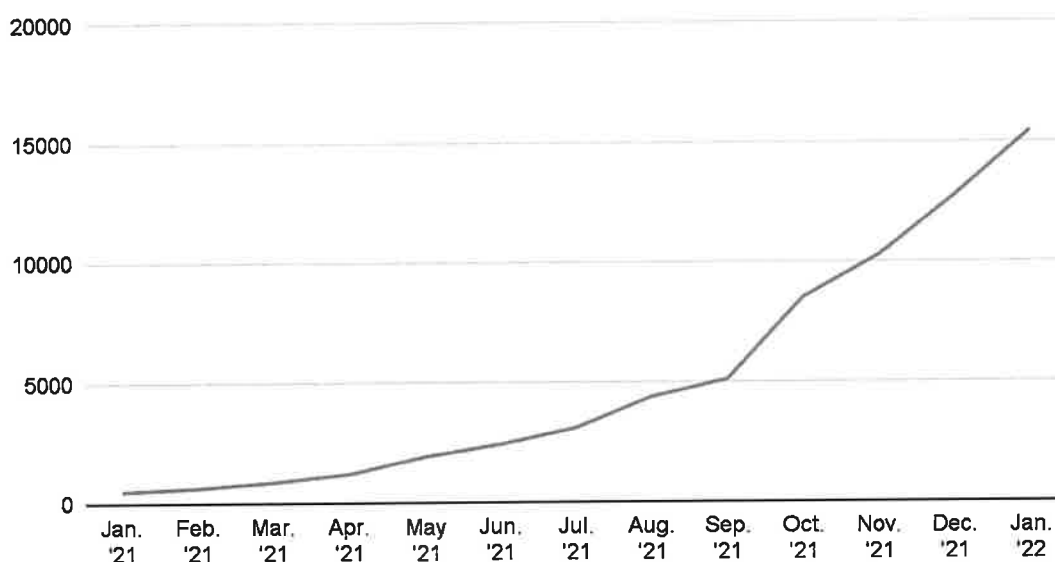
- 15438 legal services sought from more than 10000 unduplicated clients
 - Low=274 legal services sought; Low/Moderate=10564 legal services sought; Moderate=4600 legal services sought
 - 98% of legal services were produced via low/moderate or moderate risk entities
 - 14464 (94%) legal services have been delivered by a lawyer (or lawyer employee) or software for form or document completion only with lawyer involvement
 - 974 legal services have been delivered by non-lawyers (software or person) with lawyer involvement
- *Legal Categories Addressed by Service*
 - The rank of legal category addressed has been:
 - 1) Military/Veterans Benefits [47.6%]
 - 2) Business [15%; e.g., intellectual property, contracts/warranties, and entity incorporation]
 - 3) Accident/Injury [12.7%]
 - 4) End of Planning [7.7%];
 - 5) Marriage/Family [4.6%];
 - 6) Financial [e.g., individual bankruptcy and collections practices; 2.8%];



- o Six legal categories accounted for 90% of legal services. The remaining 14 possible legal categories accounted for 10%.
- o The top three categories accounted for 75% of legal service.

Growth of Services Across Time

Cumulative Legal Services by Month



Complaints and Audits

- To date, entities have reported seven complaints to the Office, approximately 1 complaint per ~2205 services delivered. The first complaint was reported in the April report and was linked to the harm of an inappropriate/inaccurate legal result. The second complaint was reported in the May report but was not linked to any of the three harms. The third, fourth, and fifth complaints were linked to exercising legal rights and were reported during June, September, October 2021 respectively. Two complaints were reported during December 2021 but neither was harm-related. The ratio of harm-related complaints to services was approximately 1 complaint per ~3860 services. The entity response to harm-related complaints has been adequate and acceptable as related to harm mitigation and prevention.



Consumer Complaint Assessment: All Reporting Entities to Date

Complaint Harm Category	# Consumer Complaints	% Consumer Complaints
Consumer achieves an inaccurate or inappropriate legal result.	1	<0.01%
Consumer fails to exercise legal rights through ignorance or bad advice.	3	<0.02%
Consumer purchases an unnecessary or inappropriate legal service.	0	0%

- o Audit materials have been collected from three moderate risk entities, with two reviewed. Audit reports will be completed and distributed to relevant entities during Feb./Mar. 2022.

TABLE 1: AUTHORIZED ENTITIES

Entity Name	Risk Level	Service Models	Service Categories
10 - Blue Bee Bankruptcy	Low	Lawyers employed / managed by nonlawyers	Education
		<50% non lawyer ownership	Consumer Financial Issues
15 - AGS Law	Low	<50% non lawyer ownership	Business
			End of Life Planning
			Real Estate
19 - Firmly, LLC	Low	<50% non lawyer ownership	Business
44 - Hello Divorce	Low	Lawyers employed / managed by nonlawyers	Marriage and Family
		<50% non lawyer ownership	
51 - Rocky Mountain Justice	Low	<50% non lawyer ownership	Accident / Injury
04 - Lawpal	Low / Moderate	Lawyers employed / managed by nonlawyers	End of Life Planning
		50+% non lawyer ownership	Consumer Financial Issues



		Software provider /w lawyer - doc completion	Housing (Rental)
			Marriage and Family
05 - Rocket Lawyer	Low / Moderate	Lawyers employed / managed by nonlawyers	Accident / Injury
			Adult Care
			Business
			Criminal Expungement
			Criminal (Other)
			Discrimination
			Domestic Violence
			Education
			Employment
			End of Life Planning
		50+% non lawyer ownership	Consumer Financial Issues
			Healthcare
			Housing (Rental)
			Immigration
			Marriage and Family
			Military
			Public Benefits
			Real Estate
07 - R & R Legal Services	Low / Moderate	Lawyers employed / managed by nonlawyers	Accident / Injury
			Adult Care
			Business
			Domestic Violence
			End of Life Planning
		50+% non lawyer ownership	Consumer Financial Issues
			Healthcare



			Marriage and Family
			Public Benefits
14 - FOCL Law	Low / Moderate	Lawyers employed / managed by nonlawyers	Marriage and Family
		50+% non lawyer ownership	
		Software provider /w lawyer - doc completion	
32 - Tanner LLC (Withdrew from Sandbox)	Low / Moderate	Lawyers employed / managed by nonlawyers	Business
		50+% non lawyer ownership	
33 - Xira Connect	Low / Moderate	50+% non lawyer ownership	Accident / Injury
			Adult Care
			Business
			Criminal Expungement
			Discrimination
			Domestic Violence
		Fee Sharing	Education
			Employment
			End of Life Planning
			Consumer Financial Issues
			Healthcare
			Housing (Rental)
			Immigration
		Intermediary Platform	Marriage and Family
			Military
			Native American / Tribal
			Public Benefits
			Real Estate



			Traffic Citations
37 - Robert DeBry (Withdrawn from Sandbox)	Low / Moderate	Lawyers employed / managed by nonlawyers	Accident / Injury
		50+% non lawyer ownership	
38 - Davis & Sanchez	Low / Moderate	Lawyers employed / managed by nonlawyers	Accident / Injury
		50+% non lawyer ownership	Education
39 - Legal Claims Benefits (Trajector Legal)	Low / Moderate	Lawyers employed / managed by nonlawyers	Accident / Injury
			Education
		50+% non lawyer ownership	Healthcare
			Military
			Public Benefits
41 - Mountain West Legal Protective	Low / Moderate	Lawyers employed / managed by nonlawyers	Housing - Rental
		50+% non lawyer ownership	Real Estate
48 - Legal Atom	Low / Moderate	50+% non lawyer ownership	Immigration
		Software provider /w lawyer - doc completion	Marriage and Family
		Fee sharing	Domestic Violence
			Housing - Rental
50 - GovAssist Legal	Low / Moderate	Lawyers employed / managed by nonlawyers	Immigration
		50+% non lawyer ownership	
		Fee sharing	
		Software provider /w lawyer - doc completion	
52 - My Immigration	Low / Moderate	Lawyers employed / managed by nonlawyers	Immigration
		50+% non lawyer ownership	
		Lawyers sharing fees with	



		nonlawyers	
		Software provider /w lawyer - doc completion	
02 - 1Law	Moderate	Lawyers employed / managed by nonlawyers	Accident / Injury
			Adult Care
			Business
			Criminal Expungement
			Criminal (Other)
		50+% non lawyer ownership	Discrimination
			Domestic Violence
			Education
			Employment
			End of Life Planning
		Software provider w/ lawyer involvement	Consumer Financial Issues
			Healthcare
			Housing (Rental)
			Immigration
		Non-lawyer provider w/ lawyer involvement	Marriage and Family
			Public Benefits
			Real Estate
			Traffic Citations
03 - Law HQ	Moderate	Lawyers employed / managed by nonlawyers	Accident / Injury
		50+% non lawyer ownership	Business
		Software provider w/ lawyer involvement	Employment
12 - Nuttall Brown	Moderate	Lawyers employed / managed by nonlawyers	Accident Injury
		50+% non lawyer ownership	Business



		Software provider w/ lawyer involvement	Discrimination
		Non-lawyer provider w/ lawyer involvement	Employment
			Marriage and Family
13 - Estate Guru	Moderate	Lawyers employed / managed by nonlawyers	Business
		50+% non lawyer ownership	End of Life Planning
		Fee Sharing	Consumer Financial Planning
		Software provider /w lawyer - doc completion	Healthcare
		Software provider w/ lawyer involvement	Real Estate
		Non-lawyer provider w/ lawyer involvement	
23 - Off the Record	Moderate	50+% non lawyer ownership	Traffic Citations
		Fee Sharing	
		Software provider w/ lawyer involvement	
27 - Sudbury Consulting	Moderate	Software provider w/ lawyer involvement	Criminal Expungement
			Employment
28 - Pearson Butler	Moderate	50+% non lawyer ownership	Accident / Injury
			Adult Care
			Business
			Discrimination
			Education
		Fee Sharing	Employment
			End of Life Planning
			Consumer Financial Issues
			Housing (Rental)
			Immigration



		Non-lawyer provider w/ lawyer involvement	Marriage and Family
			Military
			Native American / Tribal
			Public Benefits
			Real Estate
30 - Law on Call	Moderate	Lawyers employed / managed by nonlawyers	Business
			End of Life Planning
		50+% non lawyer ownership	Consumer Financial Issues
			Housing (Rental)
		Non-lawyer provider w/ lawyer involvement	Real Estate
31 - DSD Solutions	Moderate	Lawyers employed / managed by nonlawyers	Accident / Injury
			Business
			Criminal Expungement
		50+% non lawyer ownership	Domestic Violence
			Employment
			End of Life Planning
		Software provider w/ lawyer involvement	Housing (Rental)
			Immigration
			Marriage and Family
		Non-lawyer provider w/ lawyer involvement	Public Benefits
			Real Estate
			Traffic Citations
36 - Timp. Cert. Advocates	Moderate	Nonlawyer provider w/out lawyer involvement	Domestic Violence
			Marriage and Family
40 - Utah Legal Advocates	Moderate	Nonlawyer provider w/ Lawyer Involvement	Domestic Violence
		Fee Sharing	Marriage and Family



42 - Jordanelle Blocks	Moderate	Lawyers employed / managed by nonlawyers	Business
		50+% non lawyer ownership	
		Fee Sharing	Housing - Rental
		Software provider /w lawyer - doc completion	
		Software provider w/ lawyer involvement	Real Estate
		Non-lawyer provider w/ lawyer involvement	
43 - LawGeex	Moderate	Lawyers employed / managed by nonlawyers	Business
		50+% non lawyer ownership	Healthcare
		Software provider w/ lawyer involvement	
45 - Holy Cross Ministries	Moderate	Non-lawyer provider w/ lawyer involvement	Financial Issues
			Immigration
			Health Care
			Public Benefits
47 - AAA Fair Credit	High	Non-lawyer provider w/out lawyer involvement	Financial Issues
			Healthcare
			Public Benefits



TABLE 2: AUTHORIZED ENTITIES REPORTING STATUSES

Entity Name	Risk Category	Launch Date	First Report Due	Frequency
Blue Bee Bankruptcy	Low	Oct. 1, 2020	Jan. 5, 2021	Quarterly
AGS Law	Low	Oct. 1, 2020	Jan. 5, 2021	Quarterly
Firmly LLC	Low	Jul. 1, 2021	Oct. 5, 2021	Quarterly
Hello Divorce	Low	Jan. 1, 2022	Apr. 5, 2022	Quarterly
Rocky Mountain Justice	Low	TBD	TBD	Quarterly
Rocket Lawyer	Low-Moderate	Oct. 1, 2020	Nov. 5, 2020	Monthly
R&R Legal Services	Low-Moderate	Jan. 1, 2021	Feb. 5, 2021	Monthly
LawPal	Low-Moderate	Feb. 1, 2021 Mar. 1, 2022 (relaunch)	Mar. 5, 2021	Monthly
FOCL Law	Low-Moderate	Jan. 1, 2021 (relaunch TBD)	Feb. 5, 2021	Monthly
Xira Connect	Low- Moderate	Jun. 1, 2022	Jul. 5, 2022	Monthly
Davis & Sanchez	Low-Moderate	Jul. 1, 2021	Aug. 5, 2021	Monthly
Legal Claims Benefits (Trajector)	Low-Moderate	Aug. 15, 2021	Sept. 5, 2021	Monthly
GovAssist Legal	Low-Moderate	TBD	TBD	Monthly
Legal Atoms	Low-Moderate	TBD	TBD	Monthly
My Immigration	Low-Moderate	Feb. 1, 2022	Mar. 5, 2022	Monthly
Mountain West Legal Protective	Low-Moderate	TBD	TBD	Monthly
1Law	Moderate	Oct. 1, 2020	Nov. 5, 2020	Monthly
LawHQ	Moderate	Feb. 1, 2022	Mar. 5, 2022	Monthly
Nuttal Brown	Moderate	Dec. 1, 2021	Jan. 5, 2022	Monthly
Estate Guru	Moderate	Dec. 1, 2020	Jan. 5, 2021	Monthly
Sudbury Consulting / Code for America	Moderate	TBD	TBD	Monthly
Off the Record	Moderate	TBD	TBD	Monthly
Law on Call	Moderate	Apr. 1, 2021	May. 5, 2021	Monthly
DSD Solutions	Moderate	June. 1, 2022	July. 5, 2022	Monthly
Pearson Butler	Moderate	Apr. 1, 2021 Feb.1 2022 (moderate launch)	May 5, 2021	Monthly
Timp Cert. Legal Advocates	Moderate	Jun. 1, 2021	Jul. 5, 2021	Monthly



Jordanelle Blocks	Moderate	TBD	TBD	Monthly
Law Geex	Moderate	Nov. 1, 2021	Dec. 5, 2021	Monthly
Holy Cross Ministries	Moderate	TBD	TBD	Monthly
Utah Legal Advocates	Moderate	Feb. 1, 2022	Mar. 5, 2022	Monthly
AAA Fair Credit	High	TBD	TBD	Monthly



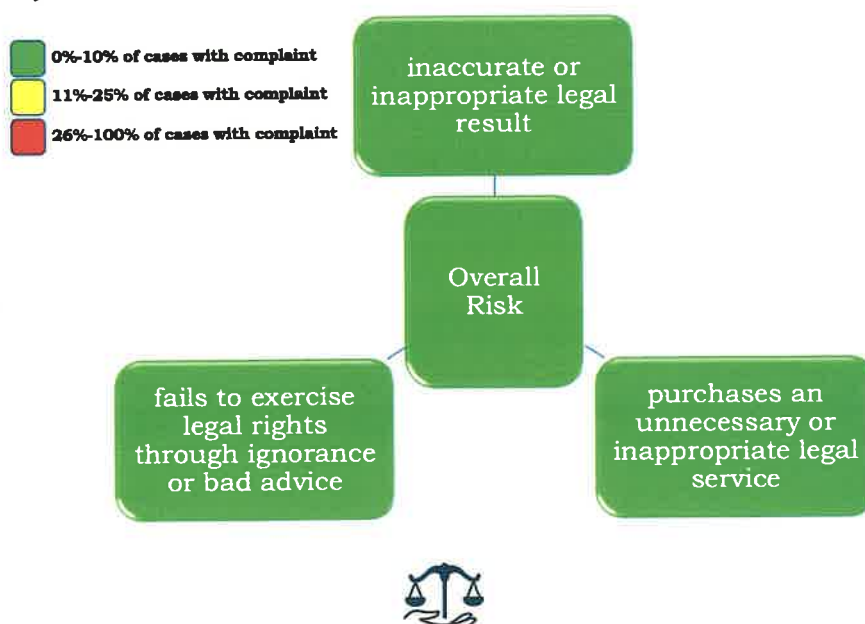
JANUARY 2022 ACTIVITY RISK REPORT - HARM ASSESSMENT

Depending on an entity's assessed risk level (the risk level assigned at authorization), OLSI collects a range of measures from the entity designed to assess the occurrence of three harms to consumers (this can also be understood as "actualized risk"):

- Consumer achieves inaccurate or inappropriate legal results.
- Consumer fails to exercise legal rights through ignorance or bad advice.
- Consumer purchases an unnecessary or inappropriate legal service.

As service activity increases among sandbox participants, the Office will receive more kinds of information. For entities assigned higher risk levels, this will include information about legal outcomes, financial outcomes, and expert audits of a sample of work product. As these data accumulate, harm assessments will be based on a review of all applicable measures.

In these early stages of service provision and reporting, the assessment of consumer harm is based on the prevalence of consumer complaints indicating the occurrence of one or more of the three harms. Social scientific studies grounded in expert peer review of lawyers' work product typically find that lawyers commit errors in one fifth to one quarter of the cases reviewed. Taking this finding as a baseline, the harm assessment classifies receipt of harm-related complaints from more than 25% of customers as a significant warning of harm (red), which would indicate an immediate need for the entity to work with OLSI to develop and implement quality improvement plans to prevent harms and might also lead the Office to recommend that the Court suspend the entity's operations in the sandbox. Receipt of harm-related complaints from 11-25% of consumers would trigger a watch (yellow) to better understand and prevent potential harms and would likely include the requirement of additional information from entities so classified. Receipt of harm-related complaints from 10% or fewer of an entity's consumers is considered reasonable risk (green) and does not trigger the need for any additional risk assessment.



TAB 6

**UTAH STATE BAR
BOARD OF BAR COMMISSIONERS
MINUTES**

January 28, 2022 at 9 a.m.

ZOOM MEETING

In Attendance: President-Elect Kristin “Katie” Woods, and Commissioners John Bradley, Traci Gunderson, Rick Hoffman, Chrystal Mancuso-Smith, Marty Moore, Mark Morris, Andrew Morse, Shawn Newell, Michelle Quist, and Tyler Young.

Ex-Officio Members: Nate Alder, Erik Christiansen, Kim Cordova, Beth Kennedy (for Kim Neville), Grant Miller, Camila Moreno, Tonya Wright, and Nick Stiles.

Not in Attendance: President Heather Thuet, Commissioner Greg Hoole, Past-President Heather Farnsworth, Ex Officio members Margaret Plane, and Brandon J. Mark, Dean Gordon Smith, and Dean Elizabeth Kronk-Warner, J. Ramzi Hamady,

Also in Attendance: Executive Director Elizabeth A. Wright, General Counsel Nancy J. Sylvester, and Maribeth LeHoux.

Minutes:

Ms. Woods called the meeting to order at 9:03 a.m.

1. President's Report: Katie Woods.

1.1 Report on Meeting with Governor Cox. Ms. Woods reported on the meeting with Governor Cox. She reported that it went well and noted that she had made a pitch about ideas on how to better serve rural areas. The Commission then discussed the Appellate Court Nominating Commission and the two vacancies now on the Supreme Court (Justice Himonas and Justice Lee).

1.2 2022 Spring Convention will be Remote. Ms. Woods reported that the Spring Convention would be remote due to the high amount of COVID cases in Utah. The Dixie Convention Center moved the Bar’s deposit to next year. Ms. Woods noted that remote events tend to be more profitable, but there is a missed opportunity with networking when events are remote.

1.3 2022 Summer Convention - Coronado Room Reservations Reminder. The Commission discussed the summer convention in San Diego, including the question of where the 2023 convention would reside. The Commission had a discussion about keeping the convention in Utah versus going to Sun Valley, for example. Ms. Wright noted that the Court has instructed the Bar that the convention must pay for itself and licensee fees cannot be used to pay for it.

1.4 Bar Elections Information – Petitions Due February 1. Ms. Wright noted that the Second District position is open (John Bradley) and John Bradley has resubmitted a petition. Two Third District positions are open (Heather Thuet and Michelle Quist). Ms. Wright noted that Beth Kennedy and Cara Tangaro have submitted petitions. Fifth District also has an opening and Ms. Woods noted that a practitioner in St. George has expressed interest and would be submitting a petition.

2. Action Items

2.1 Nominate Bar President-Elect Candidate (Tab 1, Page 3). Ms. Woods nominated Erik Christiansen as president-elect. Marty Moore seconded. Mr. Christiansen explained why he was interested in the opportunity, underscoring his interest and work in public service and in making an impact on the community. The nomination carried.

2.2 Approval of UPL Action in District Court: Maribeth LeHoux, Chair, UPL Committee and Nancy Sylvester (Tab 2, Page 7). Ms. LeHoux and Ms. Sylvester presented the Unauthorized Practice of Law Committee's recommendation to initiate formal action against David Zaplana for his multiple years of UPL, including after signing a cease and desist agreement. Ms. Quist moved to approve the initiation of formal action against Mr. Zaplana. Mr. Morse seconded. The motion carried.

2.3 Select Dorathy Merrill Brothers Award Recipient: Katie Woods (Tab 3, Page 49). Ms. Woods presented the two recommended nominees for this award: Jessica Andrew and Lori Nelson. The commission discussed the two nominees' qualifications. Following further discussion, a majority of the Commission voted in favor of Jessica Andrew receiving the award.

2.4 Select Raymond Uno Award Recipient: Katie Woods (Tab 4, Page 53). Ms. Woods presented the two recommended nominees: Abby Dizon-Maughan and Ross I. Romero. The commission discussed the two nominees' qualifications. The Commission voted in favor of Ross Romero receiving the award.

2.5 Appoint Judge Patrick Corum Modest Means Committee Co-chair. Ms. Wright explained that the Modest Means Committee had requested the appointment of Judge

Patrick Corum as chair. She noted Judge Su Chon's longevity as the chair and that she and Judge David Williams were cycling off as co-chairs. Ms. Thuet also nominated Judge Anne Marie McIff Allen as the co-chair after the materials had circulated. Ms. Wright and Mr. Stiles explained that the Modest Means program offers litigants lawyers who will charge a lower rate in civil cases. Mr. Alder noted his experience working with Judge McIff Allen, as did Katie Woods. The Commission discussed the importance of having a 5th District Judge involved in this effort. Mr. Moore moved to approve the two co-chairs. Ms. Woods seconded. The motion carried.

2.6 Approve Leadership Academy Class for 2022 (Tab 5, Page 60). Ms. Woods presented the Leadership Academy to the Commission. Mr. Moore moved to approve the class presented in the materials. Ms. Quist seconded. The motion carried.

3. Information Items

3.1 Disbarred Attorney Calvin Curtis and Fund for Client Protection: Elizabeth Wright. Ms. Wright noted that there is a 1-year statute of limitations from disbarment on claims against Mr. Curtis. This may end up resulting in payments, rather than lump sums, to the Calvin Curtis victims, and the process could take years. The purpose of the program is to reimburse for theft. In response to a question from the Commission, Ms. Wright noted that recovery from the fund is limited by clients' recoveries from other sources. The Commission then discussed requiring malpractice for attorneys, both the pros and the cons. LicensedLaywer.org requires an attorney to declare whether they have malpractice insurance. Mr. Alder noted that Oregon is the standard in the west; it has created its own malpractice insurance program.

3.2 Judicial Intern Opportunity Program (JIOP): Erik Christiansen. Mr. Christiansen updated the Commission on the status of the program. The purpose of the program is to bring in interns from historically marginalized communities to intern with Utah's judges, the ultimate goal of which is to encourage participants to consider working in Utah after law school and thereby promote diversity in Utah's legal community. Fourteen Utah judges have signed up to host interns. Twenty lawyers have volunteered to screen the applicants.

4. Additional Discussion

Mr. Moore raised the idea of making the unauthorized practice of law a criminal offense. Mr. Moore also raised the question of why an evidence course isn't required to graduate law school in Utah.

Ms. Woods said she would follow up the meeting with an email about two issues:

- Input on what commissioners would like to see on the survey to Bar membership; and

- What next year looks like in terms of in-person vs. remote meetings.

4. Executive Session

No executive session was held.

5. Adjournment

The meeting adjourned at 10:40 a.m.

CONSENT AGENDA (Tab 6, Page 62)

(Approved without discussion by policy because no objection was raised.)

1. Approve Minutes of November 18, 2021 Commission Meeting
2. Approve Minutes of December 29, 2021 Commission Meeting