

Utah State Bar Commission

Friday, November 10, 2023

ZOOM ONLY: <https://us02web.zoom.us/j/82625283864>

Meeting ID: 826 2528 3864 **Telephone:** 1.253.205.0468

AGENDA

1. 9:00 a.m. President's Welcome and Report: Erik Christiansen

- 02 Mins.* 1.1 Welcome
- 02 Mins.* 1.2 Reminder: Lawyer-Legislator Breakfast
November 15th - 7:30 am - State Capitol Board Room
- 02 Mins.* 1.3 Reminder: Fall Forum November 17th Little America Hotel
- 02 Mins.* 1.4 Commission Election Reminder
- President-elect written notice due January 2nd
 - Commissioner petitions due February 1st

2. 9:10 a.m. Action Items

- 20 Mins.* 2.1 Approve Financial Audit: **Rick Hoffman** and **Nathan Severin** (TAB 1, Page 3)
- 05 Mins.* 2.2 Approve YLD ABA Delegate (TAB 2, Page 24)
- 10 Mins.* 2.3 Approve Scholarships to Spring Convention (TAB 3, Page 28)

3. 9:45 a.m. Reports

- 10 Mins.* 3.1 Sandbox Report: **Andrea Donahue**
- 10 Mins.* 3.2 Report on State Audit of Bar: **Elizabeth Wright**
- 05 Mins.* 3.3 Report on Northwest Bar Leaders Conference: **Kim Cordova**
- 10 Mins.* 3.4 Strategic Plan Items - Legislative Outreach: **Maribeth LeHoux**

4. 10:20 a.m. Information Items

- 10 Mins.* 4.1 JPEC Surveys: **Nate Alder**
- 10 Mins.* 4.2 Summer Convention Discussion

10:45 a.m. Adjourn

ATTACHMENTS

(TAB 4, Page 30)

1. September 2023 Financial Statements
2. 2022-2023 Annual Report

CONSENT AGENDA

(TAB 5, Page 78)

(Approved without discussion by policy if no objection is raised)

1. Approve Minutes of September 22, 2023 Commission Meeting.

CALENDAR

November 15	Breakfast with Lawyer Legislators	7:30 a.m.	State Capitol
November 17	Fall Forum		Little America Hotel
December 15	Food & Clothing Drive		Law & Justice Center

2024

January 2	President-elect Election Declarations Due		
January 5	Executive Committee Meeting	Noon	Telephone/Video Conference
January 9	Conference Call re: GRC Vote Review	4:00 p.m.	Telephone/Video Conference
January 12	Commission Meeting	9:00 a.m.	Law & Justice Center
January 16	Conference Call re: GRC Vote Review	4:00 p.m.	Telephone/Video Conference
January 23	Conference Call re: GRC Vote Review	4:00 p.m.	Telephone/Video Conference
January 30	Executive Committee Meeting	Noon	Telephone/Video Conference
January 30	Conference Call re: GRC Vote Review	4:00 p.m.	Telephone/Video Conference
February 1	Commission Election Petitions Due, each to serve a three-year term. Terms will begin in July 2023.		
	<ul style="list-style-type: none"> • One member from the Fourth Division (Wasatch, Utah, Juab, and Millard Counties), • Two members from the Third Division (Salt Lake, Summit, and Tooele Counties) 		
February 1-5	ABA Midyear Meeting		Louisville, Kentucky
February 6	Conference Call re: GRC Vote Review	4:00 p.m.	Telephone/Video Conference
February 9	Commission Meeting	9:00 a.m.	Law & Justice Center
February 13	Conference Call re: GRC Vote Review	4:00 p.m.	Telephone/Video Conference
February 20	Conference Call re: GRC Vote Review	4:00 p.m.	Telephone/Video Conference
February 27	Conference Call re: GRC Vote Review	4:00 p.m.	Telephone/Video Conference
March 8	Executive Committee Meeting	Noon	Telephone/Video Conference
March 14	Commission Meeting	1:00 p.m.	St. George, Utah
March 14-16	Utah State Bar Spring Convention		St. George, Utah
April 1	Bar Election - Balloting Begins		
April 3 - 6	Western States Bar Conference		Lihue, Hawaii
April 9 - 11	ABA Day in Washington DC		
April 12	Executive Committee Meeting	Noon	Telephone/Video Conference
April 15	Bar Election - Balloting Ends		
April 19	Commission Meeting	9:00 a.m.	Law & Justice Center
May TBD	Admission Ceremony	Noon	TBD
June TBD	Jackrabbit Bar		TBD
June 14	Executive Committee Meeting	Noon	Telephone/Video Conference
June 21	Commission Meeting	9:00 a.m.	Law & Justice Center
July 10	Executive Committee Meeting	Noon	Telephone/Video Conference
July 17	Commission Meeting	9:00 a.m.	TBD
August 1 - 6	ABA Annual Meeting		Chicago, Illinois

TAB 1

Right Answers. Right Here.



TANNER

Accountants & Advisors

UTAH STATE BAR

**Financial Statements and Supplemental Schedules
As of and for the Year Ended June 30, 2023 (with Summarized Financial Information
as of and for the Year Ended June 30, 2022)**

Together with Independent Auditors' Report



TANNER

Independent Auditors' Report

To the Board of Commissioners of the Utah State Bar

Opinion

We have audited the accompanying financial statements of Utah State Bar (a nonprofit organization) (the Bar), which comprise the statement of financial position as of June 30, 2023, the related statements of activities and cash flows for the year then ended, and the related notes to financial statements.

In our opinion, the financial statements referred to above present fairly, in all material respects, the financial position of Utah State Bar as of June 30, 2023, and the changes in its net assets and its cash flows for the year then ended in accordance with accounting principles generally accepted in the United States of America.

Basis for Opinion

We conducted our audit in accordance with auditing standards generally accepted in the United States of America. Our responsibilities under those standards are further described in the *Auditors' Responsibilities for the Audit of the Financial Statements* section of our report. We are required to be independent of Utah State Bar and to meet our other ethical responsibilities in accordance with the relevant ethical requirements relating to our audit. We believe that the audit evidence we have obtained is sufficient and appropriate to provide a basis for our audit opinion.

Responsibilities of Management for the Financial Statements

Management is responsible for the preparation and fair presentation of the financial statements in accordance with accounting principles generally accepted in the United States of America, and for the design, implementation, and maintenance of internal control relevant to the preparation and fair presentation of financial statements that are free from material misstatement, whether due to fraud or error.

In preparing the financial statements, management is required to evaluate whether there are conditions or events, considered in the aggregate, that raise substantial doubt about the Bar's ability to continue as a going concern within one year after the date that the financial statements are available to be issued.

Auditors' Responsibilities for the Audit of the Financial Statements

Our objectives are to obtain reasonable assurance about whether the financial statements as a whole are free from material misstatement, whether due to fraud or error, and to issue an auditors' report that includes our opinion. Reasonable assurance is a high level of assurance but is not absolute assurance and therefore is not a guarantee that an audit conducted in accordance with generally accepted auditing standards will always detect a material misstatement when it exists. The risk of not detecting a material misstatement resulting from fraud is higher than for one resulting from error, as fraud may involve collusion, forgery, intentional omissions, misrepresentations, or the override of internal control. Misstatements are considered material if there is a substantial likelihood that, individually or in the aggregate, they would influence the judgment made by a reasonable user based on the financial statements.

In performing an audit in accordance with generally accepted auditing standards, we:

- Exercise professional judgment and maintain professional skepticism throughout the audit.
- Identify and assess the risks of material misstatement of the financial statements, whether due to fraud or error, and design and perform audit procedures responsive to those risks. Such procedures include examining, on a test basis, evidence regarding the amounts and disclosures in the financial statements.
- Obtain an understanding of internal control relevant to the audit in order to design audit procedures that are appropriate in the circumstances, but not for the purpose of expressing an opinion on the effectiveness of the Bar's internal control. Accordingly, no such opinion is expressed.
- Evaluate the appropriateness of accounting policies used and the reasonableness of significant accounting estimates made by management, as well as evaluate the overall presentation of the financial statements.
- Conclude whether, in our judgment, there are conditions or events, considered in the aggregate, that raise substantial doubt about the Bar's ability to continue as a going concern for a reasonable period of time.

We are required to communicate with those charged with governance regarding, among other matters, the planned scope and timing of the audit, significant audit findings, and certain internal control related matters that we identified during the audit.

Report on Summarized Comparative Information

We have previously audited the Utah State Bar's 2022 financial statements and we expressed an unmodified opinion on those financial statements in our report dated November 3, 2022. In our opinion, the summarized comparative information presented herein as of June 30, 2022 and for the year then ended is consistent, in all material respects, with the audited financial statements from which it was derived.

Report on Supplemental Schedules

Our audit was conducted for the purpose of forming an opinion on the financial statements as a whole. The supplemental schedules of continuing legal education and conferences revenue and expenses, member services revenues and expenses, public services revenues and expenses, bar sections revenues and expenses, mandatory continuing education advisory board, and facilities revenues and expenses are presented for the purpose of additional analysis and are not a required part of the financial statements. These schedules are the responsibility of the Bar's management and are derived from and relate directly to the underlying accounting and other records used to prepare the financial statements. Such schedules have been subjected to the auditing procedures applied in our audit of the financial statements and certain additional procedures, including comparing and reconciling such schedules directly to the underlying accounting and other records used to prepare the financial statements or to the financial statements themselves, in accordance with auditing standards generally accepted in the United States of America. In our opinion, such schedules are fairly stated in all material respects in relation to the financial statements as a whole.

Tanner LLC

October 18, 2023

Statements of Financial Position

As of June 30, 2023
(with Summarized Financial Information as of June 30, 2022)

	Bar Operations	Bar Sections	Client Security Fund	Mandatory Continuing Legal Education Fund	Total 2023	Total 2022
Assets						
Current assets:						
Cash and cash equivalents	\$ 5,960,858	\$ -	\$ 129,668	\$ 155,745	\$ 6,246,271	\$ 4,934,297
Investments, at fair value	3,502,083	1,178,329	170,117	576,515	5,427,044	5,823,519
Receivables	81,226	-	-	85	81,311	16,980
Prepaid expenses	301,735	-	-	-	301,735	249,664
Total current assets	9,845,902	1,178,329	299,785	732,345	12,056,361	11,024,460
Property and equipment, net	1,511,385	-	-	15,466	1,526,851	1,392,290
Total assets	\$ 11,357,287	\$ 1,178,329	\$ 299,785	\$ 747,811	\$ 13,583,212	\$ 12,416,750
Liabilities and Net Assets						
Current liabilities:						
Accounts payable and accrued liabilities	\$ 1,056,374	\$ 13,202	\$ 456	\$ 5,470	\$ 1,075,502	\$ 926,375
Deferred revenue	3,905,580	-	55,706	-	3,961,286	2,895,316
Interfund payable (advance)	(52,764)	82,277	(55,706)	26,193	-	-
Total current liabilities	4,909,190	95,479	456	31,663	5,036,788	3,821,691
Commitments and contingencies						
Net assets:						
Net assets without donor restrictions - undesignated	2,570,275	-	-	-	2,570,275	4,054,136
Net assets without donor restrictions - board designated	3,877,822	1,082,850	299,329	716,148	5,976,149	4,540,923
Total net assets without donor restrictions	6,448,097	1,082,850	299,329	716,148	8,546,424	8,595,059
Total liabilities and net assets	\$ 11,357,287	\$ 1,178,329	\$ 299,785	\$ 747,811	\$ 13,583,212	\$ 12,416,750

See accompanying notes to financial statements.

Statements of Activities

For the Year Ended June 30, 2023 (with Summarized Financial Information for the Year Ended June 30, 2022)

Changes in net assets without donor restrictions:

Revenues:

	Bar Operations	Bar Sections	Client Security Fund	Mandatory Continuing Legal Education Fund	In-Kind & Interfund	Total 2023	Total 2022
Licensing	\$ 4,803,145	\$ -	\$ -	\$ -	\$ -	\$ 4,803,145	\$ 4,766,133
Admissions	478,722	-	-	-	-	478,722	467,847
New lawyer training program	56,289	-	-	-	-	56,289	52,885
Office of Professional Conduct	31,399	-	-	-	-	31,399	44,829
Continuing legal education and conferences	1,096,756	-	-	-	-	1,096,756	910,391
Member services	318,620	-	-	-	(85,974)	232,646	233,315
Public services	7,862	-	-	-	-	7,862	15,942
Bar sections	-	478,025	-	-	-	478,025	410,778
Client Security Fund	-	-	23,477	-	(101,780)	(78,303)	42,770
Mandatory Continuing Legal Education Fund	-	-	-	639,096	(67,731)	571,365	442,636
Facilities	147,417	-	-	-	(121,506)	25,911	18,752
Net investment income	228,466	-	8,473	19,064	-	256,003	2,260
Grant revenue	140,739	-	-	-	-	140,739	27,178
Total revenues	\$ 7,309,415	\$ 478,025	\$ 31,950	\$ 658,160	\$ (376,991)	\$ 8,100,559	\$ 7,435,716

See accompanying notes to financial statements.

Statements of Activities – Continued

For the Year Ended June 30, 2023 (with Summarized Financial Information for the Year Ended June 30, 2022)

	Bar Operations	Bar Sections	Client Security Fund	Mandatory Continuing Legal Education Fund	In-Kind & Interfund	Total 2023	Total 2022
Changes in net assets without donor restrictions (continued) :							
Expenses:							
Licensing	\$ 301,755	\$ -	\$ -	\$ -	\$ (848)	\$ 300,907	\$ 211,982
Admissions	430,450	-	-	-	(15,389)	415,061	361,262
New lawyer training program	60,495	-	-	-	-	60,495	63,475
Office of Professional Conduct	1,589,587	-	-	-	(1,463)	1,588,124	1,473,244
Continuing legal education and conferences	1,259,186	-	-	-	(82,420)	1,176,766	756,232
Member services	816,929	-	-	-	(7,389)	809,540	648,241
Public services	651,955	-	-	-	(9,914)	642,041	558,140
Bar sections	-	455,621	-	-	(113,201)	342,420	290,694
Client Security Fund	-	-	47,452	-	-	47,452	86,275
Mandatory Continuing Legal Education Fund	-	-	-	560,133	(8,677)	551,456	491,329
Bar operations	1,973,795	-	-	-	(117,855)	1,855,940	1,982,097
Facilities	378,827	-	-	-	(19,835)	358,992	345,171
Total expenses	7,462,979	455,621	47,452	560,133	(376,991)	8,149,194	7,268,142
Increase (decrease) in net assets without donor restrictions	(153,564)	22,404	(15,502)	98,027	-	(48,635)	167,574
Change in net assets with donor restrictions:							
Grant revenue	140,739	-	-	-	-	140,739	27,178
Net assets released from restrictions	(140,739)	-	-	-	-	(140,739)	(27,178)
Increase in net assets with donor restrictions	-	-	-	-	-	-	-
Increase (decrease) in net assets	(153,564)	22,404	(15,502)	98,027	-	(48,635)	167,574
Net assets:							
Beginning of the year	6,601,661	1,060,446	314,831	618,121	-	8,595,059	8,427,485
End of the year	\$ 6,448,097	\$ 1,082,850	\$ 299,329	\$ 716,148	\$ -	\$ 8,546,424	\$ 8,595,059

See accompanying notes to financial statements.

Statements of Cash Flows

For the Year Ended June 30, 2023 (with Summarized Financial Information for the Year Ended June 30, 2022)

	Bar Operations	Bar Sections	Client Security Fund	Mandatory Continuing Legal Education Fund	Total 2023	Total 2022
Cash flows from operating activities:						
Change in net assets	\$ (153,564)	\$ 22,404	\$ (15,502)	\$ 98,027	\$ (48,635)	\$ 167,574
Adjustments to reconcile change in net assets to net cash and cash equivalents provided by (used in) operating activities:						
Depreciation and amortization	138,117	-	-	3,835	141,952	151,742
Net unrealized gain (loss) on investments	(20,485)	(4,229)	(1,338)	(1,693)	(27,745)	141,710
Loss on disposal of assets	209	-	-	-	209	7,373
Changes in assets and liabilities:						
Receivables	(64,322)	-	-	(10)	(64,332)	4,773
Prepaid expenses	(52,071)	-	-	-	(52,071)	(115,628)
Accounts payable and accrued liabilities	138,670	9,681	-	2,481	150,832	107,104
Deferred revenue	1,010,264	-	55,706	-	1,065,970	167,986
Interfund advance	63,335	34,033	(55,706)	(41,663)	(1)	-
Net cash and cash equivalents provided by (used in) operating activities	1,060,153	61,889	(16,840)	60,977	1,166,179	632,634
Cash flows from investing activities:						
Purchases of property and equipment	(267,611)	-	-	(9,547)	(277,158)	(112,632)
Purchases of investments	(4,325,611)	(847,386)	(108,809)	(374,973)	(5,656,779)	(6,136,967)
Proceeds from sale of investments and reinvested income	5,566,000	415,000	25,000	75,000	6,081,000	5,941,000
Net cash and cash equivalents provided by (used in) investing activities	972,778	(432,386)	(83,809)	(309,520)	147,063	(308,599)
Cash flows from financing activities:						
Payments on finance lease obligation	(1,268)	-	-	-	(1,268)	(4,941)
Net increase (decrease) in cash and cash equivalents	2,031,663	(370,497)	(100,649)	(248,543)	1,311,974	319,094
Cash and cash equivalents as of beginning of the year	3,929,195	370,497	230,317	404,288	4,934,297	4,615,203
Cash and cash equivalents as of end of the year	\$ 5,960,858	\$ -	\$ 129,668	\$ 155,745	\$ 6,246,271	\$ 4,934,297
Supplemental disclosure of cash flow information:						
Cash paid for interest	\$ 3,205	\$ -	\$ -	\$ -	\$ 3,205	\$ 144

See accompanying notes to financial statements.

Notes to Financial Statements

1. Description of Organization and Summary of Significant Accounting Policies

Description of Organization

The Utah State Bar (the Bar or the Organization) is an organization created by statute in 1931 under the laws of the state of Utah. The Bar's purpose was amended and clarified by the Utah State Constitution and by court order on June 30, 1981, and the Bar was incorporated as a 501(c)(6) organization on June 24, 1991. All attorneys licensed under the laws of the state of Utah, which approximate 13,700, are considered members of the Bar.

Basis of Presentation and Fund Accounting

The assets, liabilities and net assets of the Bar have been prepared in accordance with accounting principles generally accepted in the United States of America (US GAAP), which require the Bar to report information regarding its financial position and activities according to the following net asset classifications, as applicable:

Net assets without donor restrictions: Net assets that are not subject to donor-imposed restrictions and may be expended for any purpose in performing the primary objectives of the Bar. These net assets may be used at the discretion of the Bar's management and Board of Directors.

Net assets with donor restrictions: Net assets subject to restrictions imposed by donors and grantors. Some donor restrictions are temporary in nature; those restrictions will be met by actions of the Bar or by the passage of time. Other donor restrictions are perpetual in nature, where the donor stipulates the funds be maintained in perpetuity.

Net assets without donor restrictions are presented as designated or undesignated. The undesignated fund is used for the general operations of the Bar. The designated funds are used for activities of the various Bar sections, the Client Security Fund, and the Mandatory Continuing Legal Education Fund (MCLE Fund), including overhead charges to defray the costs of administering those funds.

The financial statements include prior-year summarized comparative information in total but not by net asset class. Such information does not include sufficient detail to constitute a presentation in accordance with US GAAP. Accordingly, such information should be read in conjunction with the Bar's financial statements as of and for the year ended June 30, 2022, from which the summarized information was derived.

Concentrations of Risk

The Bar maintains its cash and cash equivalents in bank deposit accounts which, at times, exceed federally insured limits. As of June 30, 2023 and 2022, the Organization had cash and cash equivalents balances in excess of federally insured limits. To date, the Organization has not experienced a loss or lack of access to its invested cash; however, no assurance can be provided that access to the Organization's invested cash and cash equivalents will not be impacted by adverse conditions in financial markets.

Use of Estimates in Preparing Financial Statements

The preparation of financial statements in accordance with US GAAP requires management to make estimates and assumptions that affect the reported amounts and disclosures. Accordingly, actual results could differ from those estimates.

Cash Equivalents

The Bar considers all highly liquid investments purchased with original maturities to the Bar of three months or less to be cash equivalents. As of June 30, 2023, these cash equivalents consisted of money market accounts totaling \$4,540,821.

Investments

Investments consist primarily of corporate bonds. Investments are reported at their fair values in the statement of financial position. Realized and unrealized gains or losses are reflected currently in the statements of activities.

Property and Equipment

Property and equipment are stated at cost less accumulated depreciation and amortization. Depreciation and amortization are calculated using the straight-line method over the estimated economic useful lives of the asset or over the related lease terms (if shorter), as follows:

Building	25 years
Building improvements	10-25 years
Computers and computer software	3-5 years
Office furniture, equipment and leased equipment	3-7 years

Expenditures for routine maintenance and repairs are charged to operating expenses as incurred. Major renewals and betterments are capitalized and depreciated over their estimated useful lives. Upon retirement or other disposition of property and equipment, the cost and accumulated depreciation and amortization are removed from the accounts and any gain or loss is recorded as income or expense in the statements of activities.

Revenue Recognition and Deferred Revenue

The Bar recognizes revenue from licensing, admissions, continuing legal education, services and programs, conventions, bar examinations, room rental and catering and other services when the Organization has (1) identified the customer contract, (2) identified the performance obligation in the contract, (3) determined the transaction price, (4) allocated the entire transaction price to the single performance obligation, and (5) recognized revenue when the performance obligation has been satisfied. Licensing fees are assessed in June for the following fiscal year. All fees collected prior to the current fiscal year-end are recorded as deferred revenue. Deferred revenue is recognized as income in the year in which it is earned (i.e., benefits provided to members).

Grant Revenue

Grants received are recorded as with or without donor restrictions, depending on the existence and/or nature of any donor restrictions. Revenue from grants with a measurable performance or other barrier, and a right of return, are not recognized until the conditions on which they depend have been substantially met.

If a donor restriction expires in the same reporting period in which the grant revenue was initially recognized that revenue is reported as an increase in net assets without donor restriction. All other donor-restricted revenue is reported as an increase in net assets with donor restrictions. When a restriction expires (that is, when a stipulated time restriction ends or purpose restriction is accomplished), net assets with donor restrictions are reclassified to net assets without donor restrictions and reported in the statements of activities as net assets released from restrictions.

Income Taxes

On June 24, 1991, the Bar was incorporated as a 501(c)(6) organization and has received a determination letter from the Internal Revenue Service exempting the Bar from federal income taxes. Management believes that the Bar is designed and operated in compliance with the applicable requirements of the Internal Revenue Code and, accordingly, no provision for federal and state income taxes has been provided for in the accompanying statements of activities.

The Bar is subject to income tax at current corporate rates on net income from unrelated business activities. Income taxes on unrelated business activities have not been significant. The Bar paid no income taxes for the year ended June 30, 2023.

A liability for uncertain tax positions is recognized in the financial statements when it is more likely than not the position will not be sustained upon examination by the tax authorities. As of June 30, 2023, the Bar had no uncertain tax positions that qualified for either recognition or disclosure in the financial statements. The Bar is subject to routine audits by tax jurisdictions; however, there are no audits for any tax periods in progress.

Subsequent Events

Management has evaluated events occurring subsequent to June 30, 2023 through October 18, 2023, which is the date the financial statements were available.

2. Liquidity and Availability

Financial assets available for general expenditure, that is, without donor or other restrictions limiting their use, within one year of the date of the statement of financial position, comprise the following as of June 30:

	2023	2022
Cash and cash equivalents	\$ 6,246,271	\$4,934,297
Investments	5,427,044	5,823,519
Receivables	81,311	16,980
	<u>11,754,626</u>	<u>\$10,774,796</u>
Less amounts not available to be used within one year or otherwise restricted:		
Board designated funds	<u>(5,976,149)</u>	<u>(4,540,923)</u>
	<u>\$ 5,778,477</u>	<u>\$6,233,873</u>

The Bar regularly monitors liquidity required to meet its operating needs and other contractual commitments using budgets and cash flow projections, while also striving to maximize the investment of its available funds. The Bar's excess cash is invested in a portfolio of corporate bonds. Additionally, the Bar's governing board has designated a portion of its unrestricted resources for contingencies, which is identified as board-designated in the table above (Note 7).

3. Investments and Net Investment Income

Investments consisted of the following as of June 30, 2023:

	Amortized Cost	Cumulative Net Unrealized Gains (Losses)	Fair Value
Corporate bonds	\$ 5,421,473	5,571	\$ 5,427,044
Investment income for the year ended June 30, 2023, consisted of the following:			
	Undesignated	Designated	Total
Net investment income (loss) and interest	\$ 212,755	28,003	\$ 240,758
Net unrealized gain (loss)	15,712	(467)	15,245
	<u>\$ 228,467</u>	<u>27,536</u>	<u>\$ 256,003</u>

Investments consisted of the following as of June 30, 2022:

	Cumulative Net		
	Amortized Cost	Unrealized Gains (Losses)	Fair Value
Corporate bonds	\$ 5,821,808	1,711	\$ 5,823,519
Investment income for the year ended June 30, 2022, consisted of the following:			
	Undesignated	Designated	Total
Net investment income (loss) and interest	\$ 33,516	3,578	\$ 37,094
Net unrealized gain (loss)	(32,788)	(2,046)	(34,834)
	\$ 728	1,532	\$ 2,260

4. Fair Value Measurements

The Bar's financial instruments consist of investments as of June 30, 2023 and 2022. Management believes that the recorded value of each financial instrument approximates its fair value.

Fair value is defined as the price that would be received to sell an asset or paid to transfer a liability in an orderly transaction between market participants at the measurement date. To increase the comparability of fair value measures, the following hierarchy prioritizes the inputs to valuation methodologies used to measure fair value:

- Level 1* Valuations based on quoted prices for identical assets or liabilities in active markets.
- Level 2* Valuations based on observable inputs other than quoted prices included in Level 1, such as quoted prices for similar assets or liabilities in active markets, quoted prices for identical or similar assets and liabilities in markets that are not active, or other inputs that are observable or can be corroborated by observable market data.
- Level 3* Valuations based on unobservable inputs reflecting the Bar's own assumptions, applied consistently with reasonably available assumptions made by other market participants. These valuations require significant judgment.

The Bar's investments are considered Level 1 assets under the fair value hierarchy and are measured on a recurring basis. Bar management obtains valuation data for the corporate bonds from third-party sources, which determine the net asset values for the Bar's accounts using quoted market prices and reportable trades.

5. Property and Equipment

Property and equipment consisted of the following as of June 30:

	2023	2022
Building and building improvements	\$ 3,472,236	\$ 3,346,705
Computers and computer software	920,065	877,279
Office furniture, equipment and leased equipment	770,777	832,072
Land	633,142	633,142
	5,796,220	5,689,198
Less accumulated depreciation and amortization	(4,269,369)	(4,296,908)
	\$ 1,526,851	\$ 1,392,290

Depreciation and amortization expense for property and equipment totaled \$141,952 and \$151,742 for the years ended June 30, 2023 and 2022, respectively.

6. Employee Benefit Plans

The Bar sponsors a defined contribution 401(k) plan (the Plan). Upon hiring, employees who have completed one year of service with the Bar and have attained the age of 21 or older may elect to contribute a portion of their compensation, subject to Internal Revenue Code limitations, to the Plan. Following employees' one year anniversary, the Bar contributes to the Plan an amount equal to 10% of the compensation of all Plan participants. Contributions to the Plan were \$303,495 and \$286,987 for the years ended June 30, 2023 and 2022, respectively.

The Bar sponsors a Section 125 cafeteria plan. All contributions to this plan are made by the participants.

7. Board Designated Net Assets Without Donor Restrictions

Board designated net assets without donor restrictions consist of the Bar operation's reserves for potential future liabilities and assets designated for Bar sections, client security fund, and the mandatory continuing legal education fund. Board designated net assets without donor restrictions consisted of the following as of June 30:

	2023	2022
Bar operations reserves :		
Four-month operating expense reserve	\$ 2,699,822	\$ 1,747,525
Capital replacement reserve – building	600,000	600,000
Capital replacement reserve – equipment	200,000	200,000
Update Member Database to cloud services	100,000	-
New OPC Database	50,000	-
Wellbeing Program	228,000	-
Total Bar operations reserves	3,877,822	2,547,525
Bar sections	1,082,850	1,060,446
Client security fund	299,329	314,831
Mandatory continuing legal education fund	716,148	618,121
	\$ 5,976,149	\$ 4,540,923

8. Client Security Fund

On October 30, 1983, the Bar received approval from the Utah Supreme Court (USC) to collect up to \$20 per attorney per year to accumulate a client security fund (the Fund) in the base amount of \$200,000. The Fund was created to partially indemnify the public against losses incurred as a result of lawyers' misappropriation of clients' funds. Claims against the Fund are limited to \$20,000 per claimant. On April 20, 2015, the USC approved the reduction of the fee paid to the Fund by each member attorney from \$20 to \$5. As the Bar determined it would supply the Fund \$101,780 from its cash reserves, no fee was collected from member attorneys for the year ended June 30, 2023. No fee was collected in 2022.

Cases must be reviewed and approved by the Fund Committee of the Bar and also by the Board of Commissioners of the Bar before they are considered to be claims payable by the Fund. The Fund Committee routinely reviews open matters. In the Fund Committee's opinion, these open matters will not have a material adverse effect on the financial position, results of activities, or liquidity of the Bar.

9. Expenses By nature and Function

The accompanying financial statements include certain expenses that are attributable to both program and supporting functions of the Bar. These expenses include salaries and wages, employee benefits, and supplies and other office expenses, which are allocated based on head count; and depreciation, utilities, and maintenance, which are allocated based on estimated square footage.

Expenses by natural classification for the year ended June 30, 2023 are as follows:

	Program Services							Support Services		Total
	Regulatory	Member Services	Public Services	Education	Building Usage	MCLE	CSF	Sections	General & Administrative	
Program	\$ 88,285	\$ 464,226	\$ 166,738	\$ 907,694	\$ 66,064	\$ -	\$ 46,729	\$ 342,420	\$ 139,602	\$ 2,221,758
Salaries and benefits	1,762,085	153,796	386,082	162,008	162,983	426,573	-	-	1,335,773	4,389,300
General and administrative	397,408	186,944	74,761	92,617	(22,350)	57,382	723	-	315,657	1,103,142
Overhead and depreciation	116,809	4,574	14,460	14,447	152,295	67,501	-	-	64,908	434,994
	\$ 2,364,587	\$ 809,540	\$ 642,041	\$ 1,176,766	\$ 358,992	\$ 551,456	\$ 47,452	\$ 342,420	\$ 1,855,940	\$ 8,149,194

Expenses by natural classification for the year ended June 30, 2022 were as follows:

	Program Services							Support Services		Total
	Regulatory	Member Services	Public Services	Education	Building Usage	MCLE	CSF	Sections	General & Administrative	
Program	\$ 54,033	\$ 309,982	\$ 131,915	\$ 474,503	\$ 28,367	\$ -	\$ 85,650	\$ 290,694	\$ 389,108	\$ 1,764,252
Salaries and benefits	1,700,569	137,069	353,864	197,414	151,100	367,688	-	-	1,244,599	4,152,303
General and administrative	252,293	196,362	59,602	69,524	2,112	42,917	625	-	295,007	918,442
Overhead and depreciation	103,068	4,828	12,759	14,791	163,592	80,724	-	-	53,383	433,145
	\$ 2,109,963	\$ 648,241	\$ 558,140	\$ 756,232	\$ 345,171	\$ 491,329	\$ 86,275	\$ 290,694	\$ 1,982,097	\$ 7,268,142

10. Contingencies

The Bar may, from time to time, be subject to legal proceedings arising in the normal course of business. Management does not believe the outcome of any matters currently pending will have a material impact on the financial position, results of activities, or liquidity of the Bar.

11. Related Parties

The primary purpose of the Bar is to perform services on behalf of its members, which may result in related-party transactions arising through its regular activities.

SUPPLEMENTAL SCHEDULES

Schedule of Continuing Legal Education and Conferences

Revenues and Expenses

For the Year Ended June 30, 2023

	Summer Convention	Fall Forum	Spring Convention	CLE Events	Total
Revenues	\$ 171,058	\$ 46,875	\$ 115,495	\$ 763,328	\$ 1,096,756
Expenses:					
Program	256,657	72,460	102,416	558,579	990,112
Salaries and benefits	2,247	2,060	4,362	153,339	162,008
General and administrative	11,351	6,067	9,805	79,841	107,064
Interfund facilities	(3,552)	-	-	(20,312)	(23,864)
MCLE fees	(4,636)	(1,709)	(3,213)	(48,996)	(58,554)
Total expenses	262,067	78,878	113,370	722,451	1,176,766
Excess (deficiency) of revenues over expenses	\$ (91,009)	\$ (32,003)	\$ 2,125	\$ 40,877	\$ (80,010)

Schedule of Member Services

Revenues and Expenses

For the Year Ended June 30, 2023

	Bar Journal	Member Services	Legislative	Public Education	Young Lawyers Division	Total
Revenues	\$ 204,929	\$ 27,376	\$ -	\$ -	\$ 341	\$ 232,646
Expenses:						
Program	43,680	330,194	65,374	2,224	30,144	471,616
Salaries and benefits	41,764	-	14,915	97,117	-	153,796
General and administrative	147,188	-	65	42,637	1,628	191,518
Interfund facilities	(4,118)	-	-	-	(3,272)	(7,390)
MCLE fees	-	-	-	-	-	-
Total expenses	228,514	330,194	80,354	141,978	28,500	809,540
Deficiency of revenues over expenses	\$ (23,585)	\$ (302,818)	\$ (80,354)	\$ (141,978)	\$ (28,159)	\$ (576,894)

Schedule of Public Services

Revenues and Expenses

For the Year Ended June 30, 2023

	Committees	Consumer Assistance	Access to Justice	Tuesday Night Bar	Total
Revenues	\$ 2,091	\$ -	\$ 146,510	\$ -	\$ 148,601
Expenses:					
Salaries and benefits	169,072	-	7,581	-	176,653
Program	33,820	117,008	235,254	-	386,082
General and administrative	5,819	10,181	73,221	-	89,221
Interfund facilities	(6,799)	-	(3,116)	-	(9,915)
Total expenses	201,912	127,189	312,940	-	642,041
Deficiency of revenues over expenses	\$ (199,821)	\$ (127,189)	\$ (166,430)	\$ -	\$ (493,440)

Schedule of Bar Sections

Revenues and Expenses

For the Year Ended June 30, 2023

	Balance June 30, 2022	Revenues	Expenses	Balance June 30, 2023	Net Increase (Decrease)
Bar Section Funds:					
Antitrust/Unfair Competition	\$ 7,817	\$ 1,100	\$ 307	\$ 8,610	\$ 793
Appellate Practice	34,357	19,938	8,897	45,398	11,041
Banking and Finance	16,019	6,295	6,489	15,825	(194)
Bankruptcy	17,962	6,018	3,040	20,940	2,978
Business Law	76,669	29,140	20,560	85,249	8,580
Collection Law	34,705	3,805	3,359	35,151	446
Constitutional Law	10,773	2,500	988	12,285	1,512
Construction Law	10,953	11,584	10,195	12,342	1,389
Corporate Counsel	34,855	28,500	70,987	(7,632)	(42,487)
Criminal Law	38,864	13,300	3,894	48,270	9,406
Cyber Law	36,345	5,975	5,427	36,893	548
Community Association Law	6,844	2,194	1,040	7,998	1,154
Cannabis Law	3,152	2,730	1,125	4,757	1,605
Dispute Resolution	21,890	10,609	3,203	29,295	7,405
Education Law	5,472	5,134	2,256	8,350	2,878
Elder Law	13,347	18,550	8,088	23,809	10,462
Environmental Law	26,783	8,853	25,512	10,124	(16,659)
Entertainment Law	(3,806)	8,675	813	4,056	7,862
Family Law	75,418	45,468	27,573	93,313	17,895
Franchise Law	7,116	870	204	7,782	666
Government/Administrative Law	31,367	11,580	6,742	36,205	4,838
Health Law	25,710	5,070	5,380	25,400	(310)
Intellectual Property	93,877	29,727	32,745	90,859	(3,018)
International Law	7,063	4,580	1,562	10,081	3,018
Indian Law	8,500	5,722	2,493	11,729	3,229
Juvenile Law	11,406	3,375	8,222	6,559	(4,847)
Labor and Employment Law	39,841	12,410	6,521	45,730	5,889
Legal Entrepreneurs	3,107	800	224	3,683	576
Litigation	101,108	74,353	80,947	94,514	(6,594)
Limited Scope	2,715	260	91	2,884	169
Military Law	4,205	780	273	4,712	507
Non-profit/Charitable Law	11,061	2,775	777	13,059	1,998
Probate/Estate Planning	55,176	22,196	10,949	66,423	11,247
Real Property	53,186	35,370	51,027	37,529	(15,657)
Securities	52,527	11,720	12,629	51,618	(909)
Senior Lawyers	1,803	680	238	2,245	442
Solo, Small Firm, Rural Practice	23,262	4,725	1,323	26,664	3,402
Tax	23,447	14,650	17,209	20,888	(2,559)
Total Bar Section Funds	1,024,896	472,011	443,311	1,053,596	28,700
Paralegal Division	35,550	13,190	19,486	29,254	(6,296)
	\$ 1,060,446	\$ 485,201	\$ 462,797	\$ 1,082,850	\$ 22,404

Schedule of Mandatory

Continuing Education Advisory Board

For the Year Ended June 30, 2023

Revenues:	
Compliance fees from attorneys	\$ 341,345
Continuing Legal Education (provider attendance fees)	297,751
Investment income	19,064
Interfund revenue	(67,731)
Total revenues	<u>590,429</u>
Expenses:	
Salaries, payroll taxes, and benefits	426,573
Office overhead	76,178
Travel	16,421
Board meetings	40,961
Interfund facilities	(8,677)
Total expenses	<u>551,456</u>
Excess of revenues over expenses	<u>\$ 38,973</u>

Schedule of Facilities***Revenues and Expenses****For the Year Ended June 30, 2023*

Revenues:	
Outside parties	\$ 25,911
In-kind and interfund revenues:	
Interdepartmental charges	66,990
Sections	26,003
Utah Bar Foundation and other in-kind	19,835
MCLE	8,677
Total in-kind and interfund revenues	121,505
Total revenues	147,416
Expenses:	
Building overhead	152,295
Food, beverage and AV costs	66,064
Salaries and benefits	162,983
General and administrative	(22,350)
	358,992
In-kind expenses	19,835
Total expenses	378,827
Deficiency of revenues over expenses	\$ (231,411)

TAB 2

BURBIDGE | MITCHELL

TRIAL LAWYERS
PARKSIDE TOWER
215 SOUTH STATE STREET, SUITE 920
SALT LAKE CITY, UTAH 84111-2311

TELEPHONE
(801) 355-6677
FACSIMILE NUMBER
(801) 355-2341

MICHAEL S. HENDERSON

September 27, 2022

Scotti Hill
President Elect
YLD Executive Board
Utah State Bar
645 South 200 East
Salt Lake City, Utah 84111
scottiaustinhill@gmail.com

Re: Statement of Interest re: American Bar Association YLD Delegate

Dear Scotti:

I hope this Note finds you well. I am writing to express my interest in being chosen as the Young Lawyers Division's representative in the American Bar Association ("ABA") House of Delegates.

I have been practicing since October 2019, and am in good standing with the Utah State Bar and am a member in good standing with the ABA. I began working with Burbidge | Mitchell in the Spring of 2018 and as both a law student and attorney, have worked in numerous areas of law. These include participating in EEOC investigations, disputing wills and trusts, resolving real estate disputes, negotiating agreements, and litigating commercial, legal malpractice, physical injury, and medical malpractice cases.

As a litigator, I have also had the opportunity to participate in all aspects of litigation, from pretrial work (e.g. EEOC investigation and DOPL hearings) through participating in arbitration, jury trials, and drafting appellate briefs. My experience has provided me the opportunity to work with attorneys at small-, mid-, and large-size firms alike, including several national firms.

I believe this breadth of experience makes me an ideal candidate as the YLD's representative in the ABA's House of Delegates. Having worked across several disciplines of law, and participated in all aspects of litigation and trial work, I am aptly prepared to address the responsibilities placed upon, and needs of, young lawyers, regardless of their discipline or firm size.

I look forward to hearing back from you, and am happy to answer further questions. Thank you for your consideration.

Sincerely,



Michael S. Henderson

Michael Henderson
 230 West 1300 South, Unit 10
 Salt Lake City, Utah 84115
 (801)-573-1005
 M-hender0716@hotmail.com

PROFESSIONAL EXPERIENCE

Burbidge | Mitchell

Trial Attorney

Oct. 2019-Present

- Practice focused on complex commercial litigation, catastrophic personal injury, trust and estates disputes, and employment law
- Experienced in handling all aspects of civil cases, including pre-litigation, fact and expert discovery, motion practice, trial preparation, trial, appeal, and settlement
- Associate member of trial team that achieved approximately \$4 million judgment through arbitration
- Settled two cases through mediation, achieving all client goals
- Successfully dismissed lawsuit on lack of jurisdiction grounds

Burbidge | Mitchell

Law Clerk

Mar. 2018-Oct. 2019

- Researching issues related to complex business litigation and catastrophic injury cases
- Drafting letters, memorandum, and pleadings for ongoing cases
- Assisting in attorney preparation for depositions, hearings, and trials

The Hon. Scott Matheson, U.S. Court of Appeals for the Tenth Circuit

Intern

Salt Lake City, UT
 Jan. 2018-Mar. 2018

- Conducted research and wrote memoranda regarding: the applicability of *Old Chief v. United States*, sufficiency of the evidence, and expert testimony; Federal Rule of Criminal Procedure 11 and due process in plea arraignments
- Conducted supplementary research on the Federal Rules of Criminal Procedure, Federal Rules of Civil Procedure, and attorney misconduct

Prof. John Ruple, Stegner Research Center

Stegner Fellow

Salt Lake City, UT
 Aug. 2017-May 2019

- Assisted the United States Forest Service in legal research and drafting digest of Federal cases and claims
- Conducted research and wrote memoranda regarding congressional acquiescence in response to executive action; whether national monument designations provide added protection to fossils located on those lands under the Paleontological Resource Preservation Act; and whether fossils constitute lands within the meaning of a national monument designation

The Hon. Constandinos Himonas, Utah Supreme Court

Intern

Salt Lake City, UT
 May 2017-Aug. 2017

- Performed research regarding Utah public lands, the history of Criminal Procedure in Utah, and third-party liability for health care providers
- Completed Bluebooking, editing, proofreading, and copy work assignments for judicial opinions

Michael Henderson
 230 West 1300 South, Unit 10
 Salt Lake City, Utah 84115
 (801)-573-1005
 M-hender0716@hotmail.com

EDUCATION, AWARDS, AND HONORS

University of Utah S.J. Quinney College of Law
Juris Doctor

Salt Lake City, UT
 May 2019

- Order of the Coif
- Graduated #3 in Class
- *Utah Law Review* Note and Comment Editor
- Jessup Moot Court Competitor
 - Top Oralist for University of Utah Team (2017-2018)
 - Awarded Best Written Brief for the Entire Intermountain West competition (2018-2019)
- William H. Leary Scholar (2016 Academic Year; Fall 2017; Fall 2018)
- CALI Award for Highest Grade in International Law and Pretrial Practice
- College of Law Outstanding Achievement Award in Constitutional Law II and Arbitration
- 2018 and 2019 College Award for the Class of 2019
- J. and Jessie E. Quinney Foundation Scholarship Recipient
- Alonzo W. Watson Scholarship Recipient

University of Utah
Bachelor of Arts, History

Salt Lake City, UT
 Dec. 2014

- Dean's List (Fall 2012-Fall 2014)

PUBLICATIONS

- Michael Henderson, *Applying Tort Law to Fabricated Media Content*, 5 UTAH L. REV. 1145 (2018)
- John Ruple, Michael Henderson, Caitlin Ceci, *Up For Grabs: The State of Fossil Protection in (Recently) Unprotected National Monuments*, GEO. ENVTL. L. REV. ONLINE (Oct. 5, 2018)

PERSONAL INTERESTS

My number one priority in life is spending time with my wife and two dogs (Jerzie and Penny). Outside of spending time with my family, I enjoy playing video games, hiking, rock climbing, reading, and any activity in or on water.

TAB 3

Spring Convention Scholarship Cost

Registration - \$325

Room - \$169 per night for two nights (\$338)

Mileage - \$397.59

Total: \$1,060.59

TAB 4

UTAH STATE BAR
Budget and Finance Committee
Financial Results as of September 30, 2023
and for the three months then ended

FINANCIAL STATEMENT HIGHLIGHTS

Year-to-Date (YTD) Net Profit – Accrual Basis:

	Actual	Budget	Fav (unfav) \$ Variance	Fav (unfav) % Variance
YTD revenue	5,200,388	5,373,439	(173,051)	-3%
YTD expenses	2,046,531	2,003,825	(42,707)	-2%
YTD net profit/(loss)	3,153,857	3,369,614	(215,758)	-6%

YTD net profit is \$3,153,857 and is \$(215,758) less than budgeted. \$109,539 of this relates grant revenue budgeted in FY 2024 that had to be recognized in FY 2023, as noted in August.

YTD Net Profit –Cash Basis: Adding back year-to-date depreciation expense of \$37,482 and deducting capital expenditures of \$78,926, the cash basis year-to-date net profit is approximately \$(41,445) lower.

Explanations for Departments with Net Profit Variances more than \$10k and 5% Over/Under Budget:

Admissions: Admissions is currently reporting a \$(35,034) unfavorable variance compared to the budget. Budgeted revenues are \$(12,883) under budget across all revenue streams, and expenses remain at \$22,151 over budget.

NLTP: NLTP revenues are at 113% of the budgeted figures, and expenses are favorable at 70% of budget among all three functional expenses categories.

OPC: Expenses allocated to OPC are \$31,062 less than budgeted YTD, 93% of total. \$30,801 for outside consultants was budgeted for the month of September, which has not been used.

CLE: CLE is reporting a \$24,553 profit YTD. Revenues and expenses are at 82% and 70%, respectively. In-person CLE registrations are \$23,471 favorable, while video library sales are unfavorable \$(45,366), which could be attributed to a post-covid environment and correction moving forward.

Summer Convention: The Summer Convention is at a \$(18,707) loss YTD. A \$29,000 shortfall of sponsor revenue compared to budget, resulting from the online format change, and allocated expenses YTD coming in favorably at 61% net to the total loss.

Member Services: Total YTD Revenue is \$(8,491) less than expected, attributed to advertising revenue. In addition to program services, salaries, and G&A being over-budget, this nets to a \$(52,804) unfavorability.

Public Services: Fiscal year 2024 budgeted grant revenue of \$109,539, which required recognition in fiscal year 2023. This was recognized as required, and thus understates revenues at only 18% of budget YTD. Total expenses are over budget by \$16,304, or 7%.

UTAH STATE BAR
Budget and Finance Committee
Financial Results as of September 30, 2023
and for the three months then ended

Bar Operations: Bar Operations has seen a 6% overspend among budgeted expenses. Netted against a favorable investment income, there is a \$34,446 favorability YTD compared to budget.

Facilities: A combination of rental revenues being at 61%, or \$(15,229) less than budgeted, and overspend for Program Services, a variance of \$(23,770) is being recognized YTD.

ADDITIONAL COMMENTS

Board Designated Reserves: In consultation with Bar management and the Budget & Finance Committee, the Commission informally targeted the following reserve amounts:

Operations Reserve - 4 Months' Operations	\$2,699,823
Capital Replacement Reserve - Equipment	200,000
Capital Replacement Reserve - Building	600,000
Technology/Contracts Reserve - Database & Tava Contracts	378,000
Total	\$3,877,823
Estimated cash reserve as of September 30, 2023	<u>\$3,949,975</u>
Excess of current cash reserve exceeding board-designated reserve	<u>\$ 72,152</u>

Utah State Bar Income Statement September 30, 2023

	Actual LYTD	Actual YTD	Budget YTD	Fav (Unfav) variance	% of Budget	Total Budget	YTD % of Tot Budget
Revenue							
Licensing	4,489,580	4,579,732	4,633,212	(53,480)	99%	4,968,948	92%
Admissions	89,065	88,060	100,943	(12,883)	87%	641,787	14%
NLTP	24,450	33,150	29,303	3,847	113%	61,899	54%
OPC	250	1,000	893	107	112%	38,800	3%
CLE	102,273	103,404	125,664	(22,260)	82%	818,011	13%
Summer Convention	127,325	51,102	85,000	(33,898)	60%	85,000	60%
Fall Forum	9,150	23,900	14,404	9,496	166%	72,792	33%
Spring Convention	-	140	-	140		119,200	0%
Member Services	152,626	156,925	165,416	(8,491)	95%	344,881	46%
Public Services	6,525	20,556	112,330	(91,774)	18%	113,303	18%
Bar Operations	37,691	98,631	34,580	64,051	285%	194,716	51%
Facilities	26,998	24,216	39,445	(15,229)	61%	210,806	11%
Innovation in Law	-	19,572	32,250	(12,678)	61%	129,000	15%
Total Revenue	5,065,933	5,200,388	5,373,439	(173,051)	97%	7,799,143	67%
Expenses							
Licensing	63,228	88,848	70,759	(18,089)	126%	277,027	32%
Admissions	185,550	216,647	194,022	(22,625)	112%	522,602	41%
NLTP	16,104	15,407	21,970	6,563	70%	85,054	18%
OPC	400,757	419,684	450,746	31,062	93%	1,693,689	25%
CLE	141,033	108,105	154,919	46,813	70%	781,283	14%
Summer Convention	262,329	23,479	38,670	15,191	61%	42,623	55%
Fall Forum	445	5,833	641	(5,192)	910%	72,793	8%
Spring Convention	-	11	-	(11)		119,199	0%
Member Services	160,446	249,612	196,808	(52,804)	127%	1,051,348	24%
Public Services	195,494	243,879	227,575	(16,304)	107%	809,793	30%
Bar Operations	505,367	553,295	523,690	(29,605)	106%	2,113,518	26%
Facilities	75,051	99,358	90,817	(8,541)	109%	397,705	25%
Innovation in Law	-	22,374	33,209	10,835	67%	132,835	17%
Total Expenses	2,005,803	2,046,531	2,003,825	(42,707)	102%	8,099,469	25%
Other							
Net Profit (Loss)	\$ 3,060,130	\$ 3,153,857	\$ 3,369,614	\$ (215,758)	94%	\$ (300,326)	-1050%
Depreciation	33,117	37,482	38,858	1,377	96%	158,246	
Cash increase (decrease) from operations	3,093,247	3,191,338	3,408,473	(217,134)	94%	(142,080)	
Changes in operating assets/liabilities	(2,283,442)	(3,028,580)	(3,028,580)	-	100%	20,000	
Capital expenditures	(80,967)	(249,162)	(25,000)	(224,162)	997%	(157,000)	
Net change in cash	\$ 728,838	\$ (86,404)	\$ 354,892	\$ (441,296)	-24%	\$ (279,080)	31%

Utah State Bar Licensing September 30, 2023

Revenue
 4010 · Section/Local Bar Support fees
 4004 · Admissions - Laptop Fees
 4006 · Transfer App Fees
 4011 · Admissions LPP
 4021 · Lic Fees > 3 Years
 4020 · NLTP Fees
 4022 · Lic Fees < 3 Years
 4023 · Lic Fees - House Counsel
 4025 · Pro Hac Vice Fees
 4024 · Lic Fees LPP
 4026 · Lic Fees - Inactive/FS
 4027 · Lic Fees - Inactive/NS
 4029 · Prior Year Lic Fees
 4030 · Certs of Good Standing
 4061 · Advertising Revenue
 4081 · CLE - Registrations
 4095 · Miscellaneous Income
 4096 · Late Fees
 Total Revenue

Expenses
 Program Services
 Salaries & Benefits
 General & Administrative
 Building Overhead
 Total Expenses

Note: Includes LPP staff time and exam expense

	Actual LYTD	Actual YTD	Budget YTD	Fav (Unfav) variance	% of Budget	Total Budget	YTD % of Tot Budget
	-	19,152	-	19,152	0%	17,662	108%
	230	-	235	(235)	0%	235	0%
	-	-	-	-	99%	2,500	28%
	3,795,860	3,846,540	3,889,780	(43,240)	99%	3,967,112	97%
	2,400	-	-	-	94%	-	0%
	189,740	204,760	216,934	(12,174)	94%	235,702	87%
	51,735	58,215	57,488	727	101%	62,149	94%
	38,725	46,325	40,407	5,918	115%	222,539	21%
	3,850	5,075	4,546	529	112%	5,202	98%
	122,530	122,445	125,815	(3,370)	97%	123,058	100%
	221,340	218,715	226,594	(7,879)	97%	229,337	95%
	-	-	-	-	82%	-	0%
	5,020	4,800	5,882	(1,082)	82%	23,338	21%
	140	-	143	(143)	0%	143	0%
	-	-	-	-	3875%	204	0%
	10	155	4	151	81%	67	231%
	58,000	52,850	65,384	(12,534)	81%	79,700	66%
	4,489,580	4,579,732	4,633,212	(53,480)	99%	4,968,948	92%
	14,843	11,650	14,854	3,204	78%	29,405	-
	33,757	29,861	33,852	3,991	88%	118,727	25%
	11,786	44,200	19,040	(25,160)	232%	116,365	38%
	2,843	3,137	3,013	(124)	104%	12,530	25%
	63,228	88,848	70,759	(18,089)	126%	277,027	32%
Net Profit (Loss)	\$ 4,426,352	\$ 4,490,884	\$ 4,562,453	\$ (71,569)	98%	\$ 4,691,921	96%

Utah State Bar Admissions September 30, 2023

Revenue

4001 · Admissions - Student Exam Fees
4002 · Admissions - Attorney Exam Fees
4003 · Admissions - Retake Fees
4004 · Admissions - Laptop Fees
4005 · Admissions - Application Forms
4006 · Transfer App Fees
4008 · Attorney - Motion
4009 · House Counsel
4011 · Admissions LPP
4095 · Miscellaneous Income
4096 · Late Fees
4200 · Seminar Profit/Loss
Total Revenue

Expenses

Program Services
Salaries & Benefits
General & Administrative
Building Overhead
Total Expenses

Net Profit (Loss)

Actual LYTD	Actual YTD	Budget YTD	Fav (Unfav) variance	% of Budget	Total Budget	YTD % of Tot Budget
6,600	6,325	6,789	(464)	93%	146,472	4%
15,300	10,200	18,454	(8,254)	55%	71,069	14%
3,300	5,350	4,824	526	111%	39,729	13%
1,000	6,200	1,545	4,655	401%	100,894	6%
5,000	1,000	6,333	(5,333)	16%	7,599	13%
15,200	14,050	20,356	(6,306)	69%	69,972	20%
29,750	36,550	28,820	7,730	127%	141,219	26%
11,050	6,800	11,896	(5,096)	57%	32,028	21%
-	-	26	(26)	0%	102	0%
1,865	1,585	1,900	(315)	83%	5,947	27%
-	-	-	-	-	26,900	0%
-	-	-	-	-	(144)	0%
89,065	88,060	100,943	(12,883)	87%	641,787	14%
89,882	106,748	93,671	(13,077)	114%	143,133	75%
69,435	84,605	74,763	(9,842)	113%	275,322	31%
21,194	19,730	20,248	518	97%	81,930	24%
5,040	5,563	5,340	(224)	104%	22,217	25%
185,550	216,647	194,022	(22,625)	112%	522,602	41%
\$ (96,485)	\$ (128,587)	\$ (93,079)	\$ (35,508)	138%	\$ 119,185	-108%

Utah State Bar NLTP

September 30, 2023

Revenue

4020 · NLTP Fees
4081 · CLE - Registrations
4095 · Miscellaneous Income
4096 · Late Fees
4200 · Seminar Profit/Loss
Total Revenue

Expenses

Program Services
Salaries & Benefits
General & Administrative
Building Overhead
Total Expenses

Actual LYTD	Actual YTD	Budget YTD	Fav (Unfav) variance	% of Budget	Total Budget	YTD % of Tot Budget
24,450	33,150	29,202	3,948	114%	62,883	53%
-	-	-	-	-	-	-
-	-	101	(101)	0%	404	0%
-	-	-	-	-	-	-
-	-	-	-	-	(1,388)	0%
24,450	33,150	29,303	3,847	113%	61,899	54%
-	-	1,425	1,425	0%	5,700	0%
9,839	9,210	12,142	2,932	76%	49,636	19%
5,191	5,011	7,267	2,256	69%	24,982	20%
1,074	1,186	1,137	(49)	104%	4,736	25%
16,104	15,407	21,970	6,563	70%	85,054	18%
\$ 8,346	\$ 17,743	\$ 7,333	\$ 10,410	242%	\$ (23,155)	-77%
Net Profit (Loss)						

Utah State Bar OPC September 30, 2023

Revenue
4095 · Miscellaneous Income
4200 · Seminar Profit/Loss
Total Revenue

Expenses
Program Services
Salaries & Benefits
General & Administrative
Building Overhead
Total Expenses

Actual LYTD	Actual YTD	Budget YTD	Fav (Unfav) variance	% of Budget	Total Budget	YTD % of Tot Budget
250	1,000	893	107	112%	5,000	20%
-	-	-	-	-	33,800	0%
250	1,000	893	107	112%	38,800	3%
2,034	5,532	1,790	(3,742)	309%	13,235	42%
341,887	357,190	360,497	3,307	99%	1,418,860	25%
38,153	36,340	68,663	32,323	53%	179,240	20%
18,683	20,622	19,796	(827)	104%	82,354	25%
400,757	419,684	450,746	31,062	93%	1,693,689	25%
\$ (400,507)	\$ (418,684)	\$ (449,853)	\$ 31,169	93%	\$ (1,654,889)	25%
Net Profit (Loss)						

Utah State Bar CLE

September 30, 2023

Revenue

4051 · Meeting - Registration
4052 · Meeting - Sponsor Revenue
4053 · Meeting - Vendor Revenue
4054 · Meeting - Material Sales
4055 · Meeting - Sp Ev Registration
4081 · CLE - Registrations
4082 · CLE - Video Library Sales
4083 · CLE - Material Sales
4084 · Business Law Book Sales
4093 · Law Day Revenue
4095 · Miscellaneous Income
4200 · Seminar Profit/Loss
Total Revenue

Expenses

Program Services
Salaries & Benefits
General & Administrative
Building Overhead
Total Expenses

Actual LYTD	Actual YTD	Budget YTD	Fav (Unfav) variance	% of Budget	Total Budget	YTD % of Tot Budget
-	-	-	-	-	-	-
-	-	-	-	-	43,700	0%
-	-	375	(375)	0%	1,500	0%
-	-	-	-	-	-	-
-	-	-	-	-	-	-
63,473	86,154	62,683	23,471	137%	448,577	19%
38,800	17,250	62,606	(45,356)	28%	233,106	7%
-	-	-	-	-	-	-
-	-	-	-	-	-	-
-	-	-	-	-	2,952	0%
-	-	-	-	-	100	0%
-	-	-	-	-	88,076	0%
102,273	103,404	125,664	(22,260)	82%	818,011	13%
84,835	52,438	91,761	39,324	57%	528,380	10%
39,026	37,976	45,737	7,761	83%	171,075	22%
13,453	14,173	13,519	(654)	105%	66,911	21%
3,720	3,518	3,901	383	90%	14,917	24%
141,033	108,105	154,919	46,813	70%	781,283	14%
\$ (38,760)	\$ (4,701)	\$ (29,255)	\$ 24,553	16%	\$ 36,728	-13%

Net Profit (Loss)

Utah State Bar Summer Convention September 30, 2023

Revenue
 4051 · Meeting - Registration
 4052 · Meeting - Sponsor Revenue
 4053 · Meeting - Vendor Revenue
 4054 · Meeting - Material Sales
 4055 · Meeting - Sp Ev Registration
 4095 · Miscellaneous Income
 Total Revenue

Expenses
 Program Services
 Salaries & Benefits
 General & Administrative
 Building Overhead
 Total Expenses

Actual LYTD	Actual YTD	Budget YTD	Fav (Unfav) variance	% of Budget	Total Budget	YTD % of Tot Budget
82,125	50,102	55,000	(4,898)	91%	55,000	91%
32,700	1,000	15,000	(14,000)	7%	15,000	7%
11,300	-	15,000	(15,000)	0%	15,000	0%
1,200	-	-	-		-	
-	-	-	-		-	
127,325	51,102	85,000	(33,898)	60%	85,000	60%
253,042	21,353	27,107	5,754	79%	27,107	79%
2,022	692	3,996	3,304	17%	3,996	17%
7,265	1,434	7,567	6,133	19%	11,520	12%
-	-	-	-		-	
262,329	23,479	38,670	15,191	61%	42,623	55%
\$ (135,004)	\$ 27,623	\$ 46,330	\$ (18,707)	60%	\$ 42,377	65%

Net Profit (Loss)

Utah State Bar Fall Forum September 30, 2023

Revenue
4051 · Meeting - Registration
4052 · Meeting - Sponsor Revenue
4053 · Meeting - Vendor Revenue
4054 · Meeting - Material Sales
4055 · Meeting - Sp Ev Registration
4095 · Miscellaneous Income
Total Revenue

Expenses
Program Services
Salaries & Benefits
General & Administrative
Building Overhead
Total Expenses

Actual LYTD	Actual YTD	Budget YTD	Fav (Unfav) variance	% of Budget
9,150	-	14,404	(14,404)	0%
-	20,900	-	20,900	-
-	3,000	-	3,000	88%
-	-	-	-	-
-	-	-	-	-
-	-	-	-	0%
9,150	23,900	14,404	9,496	166%
-	5,250	-	(5,250)	-
-	-	-	-	-
445	583	641	58	91%
-	-	-	-	-
445	5,833	641	(5,192)	910%
\$ 8,706	\$ 18,067	\$ 13,763	\$ 4,304	131%
Net Profit (Loss)				
\$	(1)	-1806670%		

Utah State Bar Spring Convention September 30, 2023

Revenue
4051 · Meeting - Registration
4052 · Meeting - Sponsor Revenue
4053 · Meeting - Vendor Revenue
4054 · Meeting - Material Sales
4055 · Meeting - Sp Ev Registration
4095 · Miscellaneous Income
Total Revenue

Expenses
Program Services
Salaries & Benefits
General & Administrative
Building Overhead
Total Expenses

Actual LYTD	Actual YTD	Budget YTD	Fav (Unfav) variance	% of Budget	Total Budget	YTD % of Tot Budget
-	640	-	640		94,250	1%
-	(500)	-	(500)		16,000	-3%
-	-	-	-		7,550	0%
-	-	-	-		-	0%
-	-	-	-		1,400	0%
-	-	-	-		-	0%
-	140	-	140		119,200	0%
-	-	-	-			
-	-	-	-		103,810	0%
-	-	-	-		6,201	0%
-	11	-	(11)		9,188	0%
-	-	-	-		-	0%
-	11	-	(11)		119,199	0%
\$ -	\$ 130	\$ -	\$ 130		\$ 1	12950%
Net Profit (Loss)						

Utah State Bar Member Services September 30, 2023

Revenue
 4010 · Section/Local Bar Support fees
 4051 · Meeting - Registration
 4052 · Meeting - Sponsor Revenue
 4061 · Advertising Revenue
 4062 · Subscriptions
 4071 · Mem Benefits - Lexis
 4072 · Royalty Inc - Bar J, MBNA, LM,M
 4081 · CLE - Registrations
 4093 · Law Day Revenue
 4095 · Miscellaneous Income
 4200 · Seminar Profit/Loss
 Total Revenue

Expenses
 Program Services
 Salaries & Benefits
 General & Administrative
 Building Overhead
 Total Expenses

Actual LYTD	Actual YTD	Budget YTD	Fav (Unfav) variance	% of Budget	Total Budget	YTD % of Tot Budget
85,106	86,310	86,172	138	100%	87,051	99%
-	-	-	-	-	-	-
64,047	66,752	75,940	(9,188)	88%	241,817	28%
-	-	-	-	-	60	0%
329	305	329	(24)	93%	1,379	22%
3,144	3,558	2,945	613	121%	14,033	25%
-	-	-	-	-	450	0%
-	-	-	-	-	-	-
-	-	30	(30)	0%	119	0%
-	-	-	-	-	(28)	0%
152,626	156,925	165,416	(8,491)	95%	344,881	46%
65,143	138,921	94,628	(44,293)	147%	611,630	23%
39,199	45,255	41,386	(3,869)	109%	199,069	23%
51,840	61,317	56,312	(5,005)	109%	223,307	27%
4,264	4,119	4,482	363	92%	17,342	24%
160,446	249,612	196,808	(52,804)	127%	1,051,348	24%
\$ (7,821)	(92,687)	\$ (31,392)	\$ (61,295)	295%	\$ (706,467)	13%

Net Profit (Loss)

Utah State Bar Public Services September 30, 2023

Revenue
 4010 · Section/Local Bar Support fees
 4051 · Meeting - Registration
 4063 · Modest Means revenue
 4093 · Law Day Revenue
 4095 · Miscellaneous Income
 4120 · Grant Income
 4200 · Seminar Profit/Loss
 Total Revenue

Expenses
 Program Services
 Salaries & Benefits
 General & Administrative
 Building Overhead
 Total Expenses

Actual LYTD	Actual YTD	Budget YTD	Fav (Unfav) variance	% of Budget	Total Budget	YTD % of Tot Budget
-	-	-	-	-	-	-
-	(1,694)	-	(1,694)	-	10,000	23%
2,525	2,250	2,791	(541)	81%	-	-
-	-	-	-	-	20	0%
-	-	-	-	-	109,539	18%
4,000	20,000	109,539	(89,539)	18%	(6,256)	0%
-	-	-	-	-	113,303	18%
6,525	20,556	112,330	(91,774)	18%	-	-
78,718	93,346	79,126	(14,221)	118%	181,785	51%
90,329	122,414	117,076	(5,338)	105%	508,601	24%
23,025	24,342	27,751	3,409	88%	104,324	23%
3,422	3,777	3,622	(155)	104%	15,083	25%
195,494	243,879	227,575	(16,304)	107%	809,793	30%
\$ (188,969)	\$ (223,323)	\$ (115,245)	\$ (108,078)	194%	\$ (696,490)	32%

Net Profit (Loss)

**Utah State Bar
Bar Operations
September 30, 2023**

	Actual LYTD	Actual YTD	Budget YTD	Fav (Unfav) variance	% of Budget
Revenue					
4031 · Enhanced Web Revenue	-	-	-	-	-
4051 · Meeting - Registration	-	-	-	-	-
4052 · Meeting - Sponsor Revenue	-	-	-	-	-
4053 · Meeting - Vendor Revenue	-	-	-	-	-
4060 · E-Filing Revenue	-	-	-	-	-
4103 · In - Kind Revenue - UDR	-	-	-	-	-
4095 · Miscellaneous Income	12,710	1,095	12,550	(11,455)	9%
4200 · Seminar Profit/Loss	-	-	-	-	-
Investment Income	24,981	97,536	22,030	75,506	443%
Total Revenue	37,691	98,631	34,580	64,051	285%
Expenses					
Program Services	86,967	51,934	48,046	(3,889)	108%
Salaries & Benefits	331,800	411,514	368,273	(43,241)	112%
General & Administrative	71,572	72,706	92,021	19,315	79%
In Kind	380	379	378	(1)	100%
Building Overhead	14,647	16,762	14,972	(1,790)	112%
Total Expenses	505,367	553,295	523,690	(29,605)	106%
Net Profit (Loss)	\$ (467,676)	(454,664)	\$ (489,110)	\$ 34,446	93%
	\$	(1,918,802)	\$	(1,918,802)	24%

45

15 of 22

Utah State Bar

Innovation in Law

September 30, 2023

Revenue	
4005 · Admissions - Application Forms	
4022 · Lic Fees < 3 Years	
4095 · Miscellaneous Income	
4120 · Grant Income	
4103 · In - Kind Revenue - UDR	
Total Revenue	
Expenses	
Program Services	
Salaries & Benefits	
General & Administrative	
In Kind	
Building Overhead	
Total Expenses	

Utah State Bar
Income Statement - Consolidated By Account
September 30, 2023

	Actual LYTD	Actual YTD	Budget YTD	Fav (Unfav) variance	% of Budget	Total Budget	YTD % of Tot Budget
Revenue							
4001 - Admissions - Student Exam Fees	6,600	6,325	6,789	(464)	93%	146,472	4%
4002 - Admissions - Attorney Exam Fees	15,300	10,200	18,454	(8,254)	55%	71,069	14%
4003 - Admissions - Retake Fees	3,300	5,350	4,824	526	111%	39,729	13%
4004 - Admissions - Laptop Fees	1,230	6,200	1,780	4,420	348%	101,129	6%
4005 - Admissions - Application Forms	5,000	1,000	9,458	(8,458)	11%	20,099	5%
4006 - Transfer App Fees	15,200	14,050	20,356	(6,306)	69%	69,972	20%
4008 - Attorney - Motion	29,750	36,550	28,820	7,730	127%	141,219	26%
4009 - House Counsel	11,050	6,800	11,896	(5,096)	57%	32,028	21%
4010 - Section/Local Bar Support fees	85,106	105,462	86,172	19,290	122%	104,713	101%
4011 - Admissions LPP	-	700	26	675	2745%	2,602	27%
4012 - Admissions Military Spouse	-	-	-	-	-	-	0%
4020 - NLTP Fees	26,850	33,150	29,202	3,948	114%	62,883	53%
4021 - Lic Fees > 3 Years	3,795,860	3,846,540	3,889,780	(43,240)	99%	3,967,112	97%
4022 - Lic Fees < 3 Years	189,740	204,760	217,684	(12,924)	94%	238,702	86%
4023 - Lic Fees - House Counsel	51,735	58,215	57,488	727	101%	62,149	94%
4024 - Lic Fees LPP	3,850	5,075	4,546	529	112%	5,202	98%
4025 - Pro Hac Vice Fees	38,725	46,325	40,407	5,918	115%	222,539	21%
4026 - Lic Fees - Inactive/FS	122,530	122,445	125,815	(3,370)	97%	123,058	100%
4027 - Lic Fees - Inactive/NS	221,340	218,715	226,594	(7,879)	97%	229,337	95%
4029 - Prior Year Lic Fees	-	-	-	-	-	-	0%
4030 - Certs of Good Standing	5,020	4,800	5,882	(1,082)	82%	23,338	21%
4039 - Room Rental-All parties	11,756	9,065	19,379	(10,314)	47%	92,443	10%
4042 - Food & Beverage Rev-All Parties	10,484	10,151	15,308	(5,157)	66%	97,929	10%
4043 - Setup & A/V charges-All parties	-	-	-	-	-	1,402	0%
4051 - Meeting - Registration	91,275	49,048	69,404	(20,356)	71%	216,742	23%
4052 - Meeting - Sponsor Revenue	32,700	21,400	15,000	6,400	143%	76,600	28%
4053 - Meeting - Vendor Revenue	11,300	3,000	15,375	(12,375)	20%	27,450	11%
4054 - Meeting - Material Sales	-	-	-	-	-	-	0%
4055 - Meeting - Sp Ev Registration	1,200	-	-	-	-	1,400	0%
4060 - E-Filing Revenue	-	-	-	-	-	6,483	0%
4061 - Advertising Revenue	64,187	66,752	76,083	(9,331)	88%	241,960	28%
4062 - Subscriptions	-	-	-	-	-	60	0%
4063 - Modest Means revenue	2,525	2,250	2,791	(541)	81%	10,000	23%
4071 - Mem Benefits - Lexis	329	305	329	(24)	93%	1,379	22%
4072 - Royalty Inc - Bar J, MBNA, LM,M	3,144	3,558	2,945	613	121%	14,033	25%
4081 - CLE - Registrations	63,473	86,154	62,683	23,471	137%	449,231	19%
4082 - CLE - Video Library Sales	38,800	17,250	62,606	(45,356)	28%	233,106	7%
4090 - Tenant Rent	4,758	5,000	4,758	242	105%	19,032	26%
4093 - Law Day Revenue	-	-	-	-	-	2,952	0%
4095 - Miscellaneous Income	14,835	3,835	17,853	(14,018)	21%	23,902	16%
4096 - Late Fees	58,000	52,850	65,384	(12,534)	81%	106,600	50%
4200 - Seminar Profit/Loss	-	-	-	-	-	114,060	0%
Investment income	24,981	97,536	22,030	75,506	443%	185,488	53%
Total Revenue	5,061,933	5,160,816	5,237,900	(77,084)	99%	7,585,604	68%
Program Service Expenses							
5001 - Meeting Facility-external only	61,343	38,994	41,235	2,241	95%	104,128	37%
5002 - Meeting facility-internal only	6,248	6,370	6,927	557	92%	26,456	24%
5013 - ExamSoft	17,623	17,821	17,623	(198)	101%	17,623	101%
5014 - Questions	49,129	45,763	49,129	3,366	93%	73,982	62%
5015 - Investigations	254	150	429	279	35%	1,629	9%
5016 - Credit Checks	393	639	346	(293)	185%	2,169	29%
5017 - Medical Exam	-	-	-	-	-	320	0%
5020 - Exam Scoring	-	-	-	-	-	-	0%
5025 - Temp Labor/Proctors	3,238	6,350	3,301	(3,050)	192%	3,772	168%
5030 - Speaker Fees & Expenses	23,580	-	10,056	10,056	0%	54,400	0%
5031 - Speaker Reimb. - Receipt Req'd	-	-	2,037	2,037	0%	9,148	0%
5035 - Awards	3,505	1,876	1,449	(427)	129%	11,492	16%
5037 - Grants/ contributions - general	12,500	-	6,375	6,375	0%	35,500	0%
5040 - Witness & Hearing Expense	(15)	72	(12)	(84)	-597%	2,756	3%
5041 - Process Serving	73	544	64	(480)	850%	569	96%
5046 - Court Reporting	30	1,949	390	(1,559)	500%	1,470	133%
5047 - Casemaker	12,719	13,004	12,501	(503)	104%	50,000	26%
5055 - Legislative Expense	15,000	16,000	15,000	(1,000)	107%	62,134	26%
5060 - Program Special Activities	-	900	-	(900)	-	-	0%
5061 - LRE - Bar Support	60,000	60,000	60,000	-	100%	60,000	100%
5062 - Law Day	-	-	457	457	0%	13,159	0%
5063 - Special Event Expense	20,705	18,399	17,653	(746)	104%	49,947	37%
5064 - MCLE Fees Paid	8,634	10,309	12,470	2,161	83%	58,017	18%
5070 - Equipment Rental	4,646	11,479	6,117	(5,362)	188%	15,217	75%
5075 - Food & Bev-external costs only	195,383	58,020	27,569	(30,451)	210%	360,097	16%
5076 - Food & beverage - internal only	7,558	7,604	9,791	2,186	78%	41,948	18%
5079 - Soft Drinks	2,173	2,600	2,028	(573)	128%	5,649	46%
5085 - Misc. Program Expense	1,496	-	3,260	3,260	0%	9,853	0%
5090 - Commission Expense	9,101	7,545	8,966	1,421	84%	40,067	19%
5095 - Wills for Heroes	244	-	400	400	0%	1,315	0%
5096 - UDR Support	-	-	-	-	-	-	0%
5099 - Blomquist Hale	22,423	62,034	49,342	(12,692)	126%	391,000	16%
5702 - Travel - Lodging	36,286	21,631	20,859	(773)	104%	58,184	37%
5703 - Travel - Transportation/Parking	13,761	4,331	7,371	3,040	59%	40,125	11%
5704 - Travel - Mileage Reimbursement	2,256	96	387	291	25%	10,112	1%
5705 - Travel - Per Diems	3,142	771	1,927	1,156	40%	6,250	12%
5706 - Travel - Meals	-	190	225	35	84%	900	21%
5707 - Travel - Commission Mtgs	44,314	10,125	6,750	(3,375)	150%	27,000	38%
5805 - ABA Annual Meeting	-	1,130	456	(675)	248%	4,554	25%

Utah State Bar
Income Statement - Consolidated By Account
September 30, 2023

	Actual LYTD	Actual YTD	Budget YTD	Fav (Unfav) variance	% of Budget	Total Budget	YTD % of Tot Budget
5810 · ABA Mid Year Meeting	-	-	220	220	0%	4,378	0%
5815 · Commission/Education	-	-	2,550	2,550	0%	10,200	0%
5820 · ABA Annual Delegate	3,046	-	2,842	2,842	0%	7,241	0%
5830 · Western States Bar Conference	-	-	6,615	6,615	0%	26,459	0%
5840 · President's Expense	4,500	4,500	4,500	-	100%	18,000	25%
5841 · President's Reimbursement	-	-	-	-	-	-	0%
5845 · Reg Reform Task Force	-	-	-	-	-	-	0%
5850 · Leadership Academy	-	283	2,500	2,217	11%	10,000	3%
5855 · Bar Review	53	-	-	-	-	-	0%
5865 · Retreat	-	8,035	11,325	3,290	71%	45,300	18%
5866 · Wellbeing Committee	15,513	58,831	15,407	(43,424)	382%	101,100	58%
5867 · Bar Membership Survey	-	-	-	-	-	-	0%
5868 · UCLI Support	-	-	750	750	0%	3,000	0%
5960 · Overhead Allocation - Seminars	-	-	(387)	(387)	0%	704	0%
5970 · Event Revenue Sharing - 3rd Pty	15,474	5,679	16,059	10,380	35%	86,939	7%
Total Program Service Expenses	689,405	504,023	465,255	(38,768)	108%	1,954,263	26%
Salaries & Benefit Expenses							
5510 · Salaries/Wages	791,566	926,782	892,321	(34,461)	104%	3,543,762	26%
5605 · Payroll Taxes	60,621	72,971	69,599	(3,373)	105%	281,711	26%
5610 · Health Insurance	64,188	72,348	74,423	2,075	97%	309,533	23%
5620 · Health Ins/Medical Reimb	900	3,140	844	(2,296)	372%	5,659	55%
5630 · Dental Insurance	3,940	4,416	4,888	472	90%	18,608	24%
5640 · Life & LTD Insurance	4,645	5,192	5,427	235	96%	22,421	23%
5645 · Workman's Comp Insurance	1,065	1,583	1,065	(518)	149%	1,680	94%
5650 · Retirement Plan Contributions	66,151	68,187	71,231	3,044	96%	288,770	24%
5655 · Retirement Plan Fees & Costs	-	4,500	204	(4,296)	2209%	13,966	32%
5660 · Training/Development	1,750	1,640	2,038	398	80%	13,828	12%
Total Salaries & Benefit Expenses	994,825	1,160,780	1,122,037	(38,743)	103%	4,499,937	26%
General & Administrative Expenses							
7025 · Office Supplies	3,769	5,626	5,121	(505)	110%	21,985	26%
7015 · Office Equip Repairs	-	93	-	(93)	-	-	0%
7033 · Operating Meeting Supplies	335	1,324	224	(1,100)	591%	2,338	57%
7035 · Postage/Mailing, net	5,137	17,423	15,945	(1,478)	109%	52,816	33%
7040 · Copy/Printing Expense	36,575	41,048	37,479	(3,569)	110%	138,367	30%
7041 · Copy/Print revenue	(3,809)	(4,260)	(3,504)	756	122%	(15,137)	28%
7045 · Internet Service	7,339	5,855	7,613	1,758	77%	22,386	26%
7050 · Computer Maintenance	50,059	63,865	58,892	(4,972)	108%	262,786	24%
7055 · Computer Supplies & Small Equip	10,371	5,008	17,140	12,132	29%	35,414	14%
7089 · Membership Database Fees	26,045	17,602	35,333	17,731	50%	112,450	16%
7095 · Fax Equip & Supplies	-	-	-	-	-	-	0%
7100 · Telephone	16,661	14,318	16,695	2,377	86%	63,334	23%
7105 · Advertising	2,696	5,147	5,563	416	93%	47,414	11%
7106 · Public Notification	-	-	-	-	-	-	0%
7107 · Production Costs	700	-	4,084	4,084	0%	15,106	0%
7110 · Publications/Subscriptions	6,886	6,268	8,398	2,130	75%	30,241	21%
7115 · Public Relations	-	-	-	-	-	-	0%
7120 · Membership/Dues	10,924	8,830	11,715	2,885	75%	16,188	55%
7135 · Bank Service Charges	425	(80)	609	689	-13%	790	-10%
7136 · ILM Service Charges	5,041	5,191	5,103	(88)	102%	20,239	26%
7138 · Bad debt expense	-	-	-	-	-	-	0%
7140 · Credit Card Merchant Fees	30,725	46,668	24,898	(21,770)	187%	148,940	31%
7141 · Credit Card surcharge	(18,893)	(799)	(4,713)	(3,914)	17%	(4,988)	16%
7145 · Commission Election Expense	-	-	763	763	0%	3,050	0%
7150 · E&O/Off & Dir Insurance	17,597	18,666	17,025	(1,641)	110%	68,103	27%
7160 · Audit Expense	10,000	10,000	10,244	244	98%	42,031	24%
7170 · Lobbying Rebates	-	-	-	-	-	336	0%
7175 · O/S Consultants	1,689	6,339	31,603	25,264	20%	64,778	10%
7176 · Bar Litigation	215	2,160	223	(1,937)	969%	29,213	7%
7177 · UPL	4,183	-	6,360	6,360	0%	15,867	0%
7178 · Offsite Storage/Backup	-	-	-	-	-	-	0%
7179 · Payroll Adm Fees	565	809	563	(246)	144%	3,603	22%
7180 · Administrative Fee Expense	383	419	361	(58)	116%	1,666	25%
7190 · Lease Interest Expense	833	819	669	(150)	122%	2,581	32%
7191 · Lease Sales Tax Expense	-	-	-	-	-	-	0%
7195 · Other Gen & Adm Expense	2,656	3,546	4,111	565	86%	17,273	21%
Total General & Administrative Expenses	229,107	281,883	318,515	36,632	88%	1,219,170	23%
In Kind Expenses							
7103 · InKind Contrib-UDR & all other	2,335	1,723	2,352	629	73%	19,998	9%
Total In Kind Expenses	2,335	1,723	2,352	629	73%	19,998	9%
Building Overhead Expenses							
6015 · Janitorial Expense	9,899	7,869	10,311	2,442	76%	32,407	24%
6020 · Heat	2,767	3,690	2,618	(1,072)	141%	28,356	13%
6025 · Electricity	15,170	16,285	15,320	(965)	106%	45,489	36%
6030 · Water/Sewer	3,073	4,799	2,883	(1,917)	167%	7,550	64%
6035 · Outside Maintenance	6,166	2,071	5,778	3,708	36%	29,801	7%
6040 · Building Repairs	1,745	6,180	1,430	(4,750)	432%	12,146	51%
6045 · Bldg Mnnc Contracts	4,364	7,078	4,264	(2,814)	166%	28,089	25%
6050 · Bldg Mnnc Supplies	-	-	-	-	-	-	0%
6055 · Real Property Taxes	7,952	6,615	8,361	1,746	79%	30,156	22%
6060 · Personal Property Taxes	109	325	42	(283)	774%	444	73%
6065 · Bldg Insurance/Fees	5,771	5,729	5,801	73	99%	23,417	24%
6070 · Building & Improvements Depre	21,177	23,111	20,959	(2,152)	110%	86,658	27%

Utah State Bar
Income Statement - Consolidated By Account
September 30, 2023

	Actual LYTD	Actual YTD	Budget YTD	Fav (Unfav) variance	% of Budget	Total Budget	YTD % of Tot Budget
6075 · Furniture & Fixtures Depre	1,270	5,131	1,622	(3,509)	316%	6,487	79%
7065 · Computers, Equip & Sftwre Depr	10,669	9,240	16,278	7,038	57%	65,101	14%
Total Building Overhead Expenses	90,132	98,122	95,666	(2,457)	103%	396,101	25%
Total Expenses	2,005,803	2,046,531	2,003,825	(42,707)	102%	8,099,469	25%
Other	-	-	-	-	-	-	0%
4300 · Gain (Loss) - Disposal Of Assets	4,000	39,572	135,539	95,967	29%	213,539	19%
4120 · Grant Income	4,000	39,572	135,539	95,967	29%	213,539	19%
Net Profit (Loss)	\$ 3,060,130	\$ 3,153,857	\$ 3,369,614	\$ (215,758)	94%	\$ (300,326)	-1050%

**Utah State Bar
Balance Sheets**

	9/30/2023	8/31/2023	7/31/2023	6/30/2023
ASSETS				
Current Assets				
Petty Cash	480	480	480	492
Cash in Bank	403,558	1,323,288	1,640,344	1,615,702
Invested Funds	7,926,899	7,898,792	7,871,760	7,846,747
Total Cash/Investments	8,330,936	9,222,559	9,512,583	9,462,941
Accounts Receivable	133,411	48,074	71,085	87,469
Prepaid Expenses	335,498	366,552	331,749	301,765
A/R - Sections	93,277	87,666	83,902	80,113
Total Other Current Assets	562,186	502,292	486,735	469,347
Total Current Assets	8,893,122	9,724,851	9,999,319	9,932,288
Fixed Assets				
Property & Equipment	5,186,088	5,174,518	5,118,315	5,107,752
Accumulated Depreciation	(4,266,400)	(4,252,984)	(4,241,571)	(4,229,508)
Land	633,142	633,142	633,142	633,142
Total Fixed Assets	1,552,830	1,554,675	1,509,885	1,511,385
TOTAL ASSETS	\$ 10,445,952	\$ 11,279,526	\$ 11,509,204	\$ 11,443,673
LIABILITIES & EQUITY				
Liabilities				
Current Liabilities				
AP Trade	253,266	209,146	109,007	324,674
Other Accounts Payable	31,422	283,069	241,737	215,334
Accrued Payables	543,342	563,056	561,854	521,733
Cap Lease Oblig - ST	1,669	1,669	1,669	1,669
A/P - Sections	6,250	359,495	351,685	306,425
Deferred Revenue	-	55,706	56,606	3,617,316
Total Current Liabilities	835,949	1,472,141	1,322,559	4,987,151
Long Term Liabilities				
Capital Lease Oblig	8,483	8,508	8,859	8,859
Total Long Term Liabilities	8,483	8,508	8,859	8,859
Total Liabilities	844,432	1,480,649	1,331,418	4,996,010
Equity				
Unrestricted Net Assets (R/E)	6,447,663	6,447,663	6,447,663	6,601,662
Fund Balance - Current Year	3,153,857	3,351,214	3,730,123	(153,998)
Total Equity	9,601,520	9,798,877	10,177,786	6,447,663
TOTAL LIABILITIES & EQUITY	\$ 10,445,952	\$ 11,279,526	\$ 11,509,204	\$ 11,443,673

Balance Sheet Classification

Base Currency: USD As of 09/30/2023

ILM-UT ST BAR (3176)

Dated: 10/12/2023

CE												
Identifier	Description	Current Units	Rating	Coupon	Effective Maturity	Book Yield	Yield	Base Book Value	Base Net Total Unrealized Gain/Loss	Market Price	Base Accrued Balance	Base Market Value + Accrued
38141W273	GOLDMANFS GOV'T INST	1,868,284.40	AAA	5.220	09/30/2023	5.240	5.240	1,868,284.40	0.00	1.0000	0.00	1,868,284.40
CCYUSD	Cash	4,297.20	AAA	0.000	09/30/2023	0.000	0.000	4,297.20	0.00	1.0000	0.00	4,297.20
---	---	1,872,581.60	AAA	---	09/30/2023	5.228	5.228	1,872,581.60	0.00	1.0000	0.00	1,872,581.60
ST												
Identifier	Description	Current Units	Rating	Coupon	Effective Maturity	Book Yield	Yield	Base Book Value	Base Net Total Unrealized Gain/Loss	Market Price	Base Accrued Balance	Base Market Value + Accrued
74368CBA1	PROTECTIVE LIFE GLOBAL FUNDING	350,000.00	AA-	0.473	01/12/2024	5.998	5.566	344,742.88	241.62	98.5670	363.29	345,347.79
3130AM5J7	FEDERAL HOME LOAN BANKS	500,000.00	AAA	0.375	04/29/2024	5.500	5.522	485,666.56	-243.56	97.0846	791.67	486,214.67
538036SD7	Live Oak Banking Company	250,000.00	NA	0.250	10/02/2023	0.300	0.275	249,999.66	0.00	99.9999	51.37	250,051.03
3130AQUU5	FEDERAL HOME LOAN BANKS	500,000.00	AAA	1.610	09/04/2024	5.415	5.561	483,058.28	-741.78	96.4633	603.75	482,920.25
89114X2E2	TORONTO-DOMINION BANK	250,000.00	A+	5.150	05/24/2024	4.230	6.447	251,456.26	-3,519.26	99.1748	1,323.26	249,260.26
78014RGL8	ROYAL BANK OF CANADA	250,000.00	A+	4.000	11/30/2023	3.982	6.167	250,000.00	-816.75	99.6333	861.11	249,944.36
3133ENY87	FEDERAL FARM CREDIT BANKS FUNDING CORP	500,000.00	AAA	5.050	11/09/2023	5.050	5.510	500,000.00	-314.00	99.9372	9,959.72	509,645.72
912796ZN2	UNITED STATES TREASURY	500,000.00	A-1+	0.000	12/28/2023	5.436	5.287	493,613.89	-48.27	98.7131	0.00	493,565.63
3130AUV35	FEDERAL HOME LOAN BANKS	500,000.00	AAA	5.165	03/08/2024	5.531	5.500	499,238.72	27.28	99.8532	3,658.54	502,924.54
3130AQW90	FEDERAL HOME LOAN BANKS	500,000.00	AAA	2.500	02/23/2024	5.446	5.294	494,283.62	217.38	98.9002	1,319.44	495,820.44
3135GAJP7	FEDERAL NATIONAL MORTGAGE ASSOCIATION	1,000,000.00	AAA	5.500	07/24/2024	5.500	5.667	1,000,000.00	-1,410.00	99.8590	10,236.11	1,008,826.11
---	---	5,100,000.00	AA+	---	03/25/2024	5.078	5.327	5,052,059.87	-6,707.33	---	29,186.27	5,074,520.80
LT												
Identifier	Description	Current Units	Rating	Coupon	Effective Maturity	Book Yield	Yield	Base Book Value	Base Net Total Unrealized Gain/Loss	Market Price	Base Accrued Balance	Base Market Value + Accrued
525ESC1Y5	LEHMAN ESCROW	300,000.00	NA	0.000	01/01/2049	---	2,470.743	0.00	480.00	0.1600	0.00	480.00
3130APDV4	FEDERAL HOME LOAN BANKS	500,000.00	AAA	0.650	10/07/2024	5.414	5.519	476,749.69	-628.69	95.2242	1,570.83	477,691.83
3133EPTK1	FEDERAL FARM CREDIT BANKS FUNDING CORP	500,000.00	AAA	5.500	11/21/2024	5.508	5.765	500,000.00	-1,431.00	99.7138	3,055.56	501,624.56
---	---	1,300,000.00	AAA	---	11/03/2024	5.462	6.853	976,749.69	-1,579.69	---	4,626.39	979,796.39
Summary												
Identifier	Description	Current Units	Rating	Coupon	Effective Maturity	Book Yield	Yield	Base Book Value	Base Net Total Unrealized Gain/Loss	Market Price	Base Accrued Balance	Base Market Value + Accrued
---	---	8,272,581.60	AAA	---	03/10/2024	5.161	5.492	7,901,391.16	-8,287.03	---	33,794.86	7,926,896.79

* Grouped by: BS Class 2. * Groups Sorted by: BS Class 2. * Weighted by: Base Market Value + Accrued, except Book Yield by Base Book Value + Accrued. * Holdings Displayed by: Lot.

UTAH STATE BAR
Membership Statistics
September 30, 2023

<u>STATUS</u>	<u>09/30/22</u>	<u>09/30/23</u>	<u>Change</u>
Active	8,911	9,069	158
Active under 3 years	628	684	56
Active Emeritus	328	360	32
In House Counsel	119	134	15
Foreign Legal Counsel	4	4	-
LPP	22	24	2
Military Spouse	-	-	-
Subtotal - Active	10,012	10,275	263
Inactive - Full Service	821	814	(7)
Inactive - No Service	2,080	2,075	(5)
Inactive Emeritus	463	533	70
Inactive House Counsel	13	11	(2)
Inactive LPP	-	3	3
Subtotal - Inactive	3,377	3,436	59
Total Active and Inactive	13,389	13,711	322
<u>Supplemental Information</u>			
Paralegals	136	156	20
<u>Active Attorneys by Region</u>			
1st Division (Logan - Brigham)	204	218	14
2nd Division (Davis - Weber)	976	986	10
3rd Division (Salt Lake)	5,443	5,565	122
4th Division (Utah)	1,356	1,432	76
5th Division (Southern Utah)	566	567	1
Out of State	1,467	1,507	40
Total Active Attorneys	10,012	10,275	263

2022-2023

Utah State Bar[®]

Summary of Operations



A photograph of the Cache County Courthouse in Logan, Utah, featuring a prominent dome and classical architectural details.

Vision of the Utah State Bar

A just legal system that is understood, valued, and accessible to all.

Mission of the Utah State Bar

Lawyers serving the public and legal profession with excellence, civility, and integrity.

Utah State Bar Statement on Diversity & Inclusion

The Bar values engaging all persons fully, including persons of different ages, disabilities, economic status, ethnicities, genders, geographic regions, national origins, sexual orientations, practice settings and areas, races and religions. Inclusion is critical to the success of the Bar, the legal profession and the judicial system.

The Bar shall strive to:

- Increase members' awareness of implicit and explicit biases and their impact on people, the workplace, and the profession;
- Make Bar services and activities open, available, and accessible to all members;
- Support the efforts of all members in reaching their highest professional potential;
- Reach out to all members to welcome them to Bar activities, committees, and sections; and
- Promote a culture that values all members of the legal profession and the judicial system.

Introduction & Grants of Authority

The Utah State Bar operates under authority granted by the Utah Supreme Court through rules which restate the Court's inherent authority under the Utah Constitution to regulate the practice of law. Those rules confirm the specific purposes, duties and responsibilities of the Utah State Bar as:

- Advancing the administration of justice according to law;
- Aiding the courts in carrying on the administration of justice;
- Regulating the admission of persons seeking to practice law;
- Regulating and disciplining persons practicing law;
- Fostering and maintaining integrity, competence and public service among those practicing law;
- Representing the Bar before legislative, administrative and judicial bodies;
- Preventing the unauthorized practice of law;
- Promoting professionalism, competence and excellence in those practicing law through continuing legal education and by other means;
- Providing service to the public, to the judicial system and to members of the Bar;
- Educating the public about the rule of law and their responsibilities under the law; and
- Assisting members of the Bar in improving the quality and efficiency of their practice.

The Board of Bar Commissioners has been granted all powers necessary and proper to carry out the duties and responsibilities of the Bar and the purposes of the Rules and has all authority not specifically reserved to the Court.

The Bar's internal operations are governed by By-laws and a variety of administrative policies and procedures. Other rules necessary to regulate and manage the practice of law have been promulgated by the Bar and approved by the Court. These other rules include the Rules Governing Admission, Rules of Lawyer Discipline, Disability and Sanctions, Rules of Professional Conduct, Special Practice Rules, Resolution of Fee Disputes and the The Fund for Client Protection. The Court has also established rules governing mandatory continuing legal education and IOLTA. These rules may be found at www.utcourts.gov.

Garfield County
Courthouse,
Panguitch, Utah

Bar Leadership

The Bar is a 501(c)(6) non-profit Utah corporation governed by a fifteen-member Board of Bar Commissioners, which includes two court-appointed public members, twelve elected lawyers representing the judicial districts, and two elected officers. (Note: The President-elect may also serve as a Commissioner during his/her President-elect year.) The Commission also includes twelve non-voting ex officio members. The Commission hires an Executive Director to carry out the operations of the Bar and the policies of the Commission. The Executive Director employs and supervises the activities of operations staff, which numbers twenty-four full-time and one part-time employee.

During the 2022–2023 year, the Bar Commission included the following:

Elected Officers



Kristin K. Woods
President

Attorney at Law – St. George



Erik Christiansen
President-elect

Utah State Bar's ABA Delegate
Parsons Behle & Latimer –
Salt Lake City

Elected Lawyers and Geographic Area:



J. Brett Chambers
1st Division

Box Elder, Cache, and Rich Counties
Harris, Preston, & Chambers, LLP – Logan



Matthew J. Hansen
2nd Division

Weber, Morgan, and Davis Counties
Davis County Attorney's Office – Farmington



Traci A. Gundersen
3rd Division

Tooele, Salt Lake, and Summit Counties
4Life Research – Salt Lake City



Gregory N. Hoole
3rd Division

Tooele, Salt Lake, and Summit Counties
Hoole & King – Salt Lake City



Beth E. Kennedy
3rd Division

Tooele, Salt Lake, and Summit Counties
Zimmerman Booher – Salt Lake City



Chrystal Mancuso-Smith
3rd Division

Tooele, Salt Lake, and Summit Counties
Kimball Anderson – Salt Lake City



Mark O. Morris
3rd Division

Tooele, Salt Lake, and Summit Counties
Snell & Wilmer – Salt Lake City



Andrew Morse
3rd Division

Tooele, Salt Lake, and Summit Counties
Snow Christensen & Martineau –
Salt Lake City



Cara M. Tangaro
3rd Division

Tooele, Salt Lake, and Summit Counties
Tangaro Law – Salt Lake City



Tyler S. Young
4th Division

Millard, Juab, Utah, and Wasatch Counties
Young Kester Black & Jube – Provo



Tom J. Bayles
5th Division Representative

Beaver, Iron, and Washington Counties
ProvenLaw, PLLC

Public Members Appointed by the Supreme Court:



Shawn Newell
Public Member
Utah Multicultural Civic Council –
Salt Lake City



Rick Hoffman, CPA
Public Member
Lone Peak Valuation Group –
Salt Lake City

Ex Officio Members:



Heather L. Thuet
Immediate Past President
Key Legal Group – Salt Lake City



Camila V. Moreno
Young Lawyers Delegate to the ABA
United States District Court –
Salt Lake City



Elizabeth Kronk Warner
Dean
S. J. Quinney College of Law –
Salt Lake City



Brit Merrill
Women Lawyers of Utah
Representative
Holland & Hart – Salt Lake City



D. Gordon Smith
Dean
J. Reuben Clark School of Law – Provo



Gabriela Mena
Minority Bar Association
Representative
Skordas & Caston – Salt Lake City



Margaret Plane
Judicial Council Representative
Park City Corporation – Park City



Anaya Gayle
LGBT & Allied Lawyers of Utah
Representative
Holland & Hart – Salt Lake City



Nick Stiles
Utah Supreme Court Representative
Administrative Office of the Courts –
Salt Lake City



Scotti Hill
Young Lawyers Division
Representative
Utah State Bar – Salt Lake City



Nathan D. Alder
Utah ABA Members' Delegate
Christensen & Jensen – Salt Lake City



Shalise McKinlay
Paralegal Division Representative
Dominion Energy Questar Corporation –
Layton



Kim Cordova
Utah State Bar's Delegate to the ABA
Ed Brass Law – Salt Lake City

2022–2023 Commission Priorities

Lawyer Well-being

Licensing Statistics

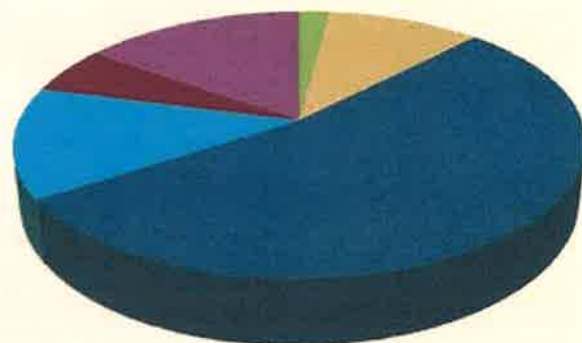
STATUS	2021–2022	2022–2023	Change
Active	8,998	9,221	223
Active under 3 years	906	686	(177)
Active Emeritus	267	366	96
In House Counsel	112	129	13
Foreign Legal Counsel	4	4	–
Licensed Paralegal Practitioner	13	27	4
Military Spouse	–	–	–
Subtotal – Active	10,274	10,433	159

Inactive – Full Service	803	835	8
Inactive – No Service	2,029	2,050	(5)
Inactive Emeritus	363	531	117
Inactive House Counsel	9	12	2
Subtotal – Inactive	3,306	3,428	122
Total Active & Inactive	13,580	13,861	281

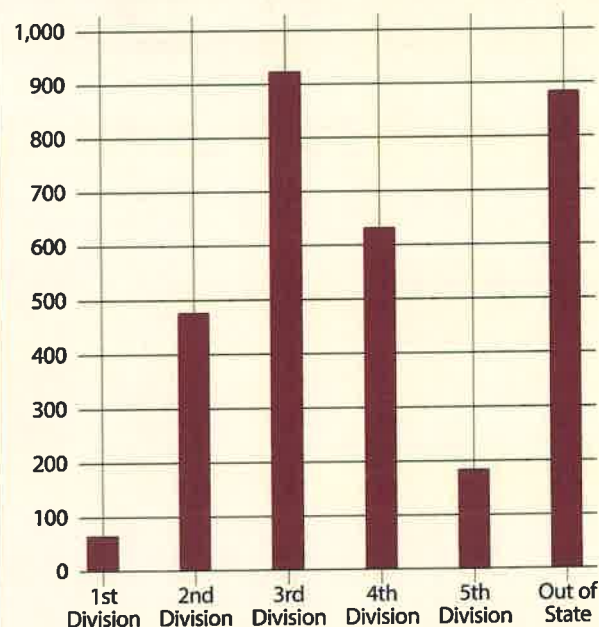
ACTIVE ATTORNEYS BY REGION

1st Division (Logan–Brigham)	208	210	2
2nd Division (Davis–Weber)	1,107	1,103	6
3rd Division (Salt Lake)	5,586	5,633	47
4th Division (Utah)	1,411	1,417	6
5th Division (Southern Utah)	562	589	27
Out of State	1,500	1,571	71
Total Active Attorneys	10,274	10,433	159
Paralegal Members	156	152	(4)

ACTIVE ATTORNEYS BY REGION



GROWTH BY DIVISION from 2013–2022



*During the 2012–13 fiscal year, 1,161 attorneys did not designate a division.

Bar Programs & Services

REGULATORY SERVICES

Non-exam Attorney Applications for Admission

Special admissions include reviewing and processing Military Lawyers, House Counsel, Admission on Motion and Pro Hac Vice applications. During the Fiscal 2022–2023 year, we received the following special admissions applications:

	APPLICATIONS	ADMITTED	PENDING	DENIED	WITHDRAWN
MILITARY	0				
HOUSE COUNSEL	35	22	9	0	4
MOTION	173	129	41	1	2
UBE TRANSFERS	83	65	18	0	0
PRO HAC VICE	84				

Applications for Admission by Bar Examination

Admissions includes the application process, character and fitness file reviews and hearings, preparation for and administration of the exam, grading essay exams, and all reciprocal admissions. Committees include the **Admissions Committee** (Hon. Daphne Oberg and Evan Strassberg, Co-chairs), **Character and Fitness Committee** (Evan Strassberg and Melinda Bowen, Co-chairs), **Bar Examiner Committee** (Tanya N. Lewis and Mark Astling, Co-chairs), and the **Test Accommodation Committee** (Joan M. Andrews, Chair).

July 2022 Bar Examination Statistics

280 July Bar Examinees | 235 Successful Examinees | Pass Rate: 84%

Essay Scores 50 Points Possible Average Score: 30.7	Multistate Scores 200 Points Possible Utah Average: 146.9 National Average: 140.3 (44,705 tested)	Combined Scores 400 Points Possible Utah Mean Score: 293.7 Passing Score 270
-------------------------------------------------------------------------	-----------------------------------------------------------------------------------------------------------------------------	-----------------------------------------------------------------------------------------------------

February 2023 Bar Examination Statistics

79 February Bar Examinees | 51 Successful Examinees | Pass Rate: 65%

Essay Scores 50 Points Possible Average Score: 30.2	Multistate Scores 200 Points Possible Utah Average: 140.9 National Average: 131.1 (19,228 tested)	Combined Scores 400 Points Possible Utah Mean Score: 281.4 Passing Score 270
-------------------------------------------------------------------------	-----------------------------------------------------------------------------------------------------------------------------	-----------------------------------------------------------------------------------------------------

Licensed Paralegal Practitioner Program

This NLTP/LPP administrator position under the purview of the Bar's admissions department. This merging enables LPP to benefit from the extensive resources within admissions and to more closely align the image of LPPs as licensees of the Bar alongside lawyers.

Over the 2022–2023 fiscal year, the LPP administrator worked to implement an online application system. This system will be instituted for the August 2023 examination cycle.

LPP Program from July 1, 2022 to June 30, 2023:

Applicants: August 2022: 6 March 2023: 4

Number of LPPs admitted between July 1, 2022 to June 30, 2023: 5

Number of LPPs: 28

These LPPs practice across the state – including Salt Lake City, St. George, Delta, and Logan. The public can find LPPs by clicking on the “Licensed Paralegal Practitioner” icon on the homepage of the Bar’s referral service: licensedlawyer.org.

The **LPP Steering Committee**, (**Judge Amber Mettler**, chair) has maintained an active agenda. The committee amended Rule 14-802 to clarify that LPPs can assist clients with name and gender change (consistent with Utah Supreme Court precedent) as well as common law marriage. The full list of permitted activities for LPPs within their limited legal license is enumerated in Rule 14-802(c)(1)(A)-(L). The committee has also been working on amendments to the rules which will allow LPPs to more easily and efficiently provide legal services to their clients.

New Lawyer Training Program

Utah’s New Lawyer Training Program (“NLTP”) is the Bar’s award-winning mentoring program, which is required for all newly admitted attorneys who have less than two years of practice experience. In 2021–2022, the Bar’s **Committee on New Lawyer Training** (“NLTP Committee”) (**Rebecca Long Okura** and **Laura Rasmussen**, co-chairs), who have both been dedicated members of the committee since its inception in 2009.

Close to 3,000 new attorneys have completed the NLTP throughout the past 13 years. During their 12-month mentoring term, new lawyers meet with their mentors 10 times, for at least two hours each time, to discuss the new lawyer’s legal work, professional development, and adjustment to the practice of law. The mentoring plan also requires that mentors and new lawyers examine the Rules of Professional Conduct as a means of more effectively teaching and fostering professionalism, ethics, and civility.

**NEARLY
3,000
ATTORNEYS
have completed
NLTP program over
13 YEARS**

In 2022, the NLTP continued in its mission to help new lawyers take the first steps to success in their legal career through mentorship. The NLTP Committee recognizes that the program’s success is due, in no small part, to the caliber of our mentors and extends its sincere thanks to all of Utah’s NLTP mentors for helping us to maintain the NLTP’s position as one of the top legal mentoring programs in the country.

By volunteering to help new lawyers start their practice with all the tools they will need to succeed, mentors are making a much-needed investment in the future of the legal profession. The Bar and the NLTP Committee are dedicated to making sure their investments pay off.

Professional Conduct Enforcement

The Office of Professional Conduct (OPC) investigates complaints of unethical conduct; provides ethics education seminars; and either resolves or prosecutes cases before hearing panels, the district courts and the Utah Supreme Court. The **OPC Oversight Committee** (**Arthur Berger**, Chair) provides administrative oversight to OPC and reports directly to the Utah Supreme Court. The OPC prepares a separate report on its operations which is available at www.opcutah.org.

The **Ethics and Discipline Committee** of the Utah Supreme Court (**Christine Greenwood**, Chair) hears cases against lawyers and licensed paralegal practitioners accused of violations of the Rules of Professional Conduct. Following a hearing before a screening panel, the panel may dismiss, recommend the imposition of a private admonition or public reprimand, or instruct OPC to file an action against the respondent in district court.

The Utah State Bar **Ethics Advisory Committee** (**John Snow**, Chair) issues written opinions and letter responses to requests for advisory opinions regarding the ethical propriety of professional conduct of lawyers and LPPs. Bar staff supports the **Supreme Court Rules of Professional Conduct Committee** (**Simon Cantarero**, Chair) which makes recommendations to the Court regarding the ethical rules governing the practice of law.

Continuing Legal Education

Over the past year, the CLE Department created, administered, and hosted 193 separate CLE events, which included the attendance of 24,515 attorneys across Utah and the U.S., noting additionally that more than 50 different subject matter areas of practice have been represented in this annual catalog of CLE events. Post-pandemic, we continue to host daily/weekly 1-hour CLE sessions via Zoom; and many of our in-person sessions continue to be hosted in hybrid fashion to facilitate ease of attendance.

Our goal in CLE is to ensure that credible, meaningful CLE content can be reached by all Utah State Bar licensees, regardless of practice area and of geographic proximity to the Wasatch Front. In addition to traditional CLE events, a total of 3,934 hours of video replays, of Utah State Bar CLE Department content, were completed independently by licensees, primarily online via the Bar's partnership with CE21. All sections of the Bar, as well as our community partnerships with the S.J. Quinney College of Law, the J. Reuben Clark Law School, the Utah Center for Legal Inclusion, and the Administrative Office of the Utah State Courts, have had opportunities to host events with us and contribute to the faculty of our professional development training. Importantly, the CLE Department collaborates regularly with the **CLE Advisory Board** (**Jonathan O. Hafen**, Chair) for topics and themes to enhance the content and inclusion represented in our training events for the Bar, as well as to increase the value of belonging to our sections and divisions.

The CLE Department staff interacts with all 40 sections and divisions of the Bar, as well as many of our Utah State Bar Committees, to ensure that all licensees have input to the Bar and can create successful learning experiences as we develop professionally and personally to serve the legal community throughout the year.

General Bar Management & Operations

General Bar Management includes annual licensing, maintenance of various databases, financial controls, governance, and long range planning. Bar staff manages policy implementation and operations through various voluntary leadership committees, including: **Bar Commission**, **Bar Commission Executive Committee**, and the **Bar Commission Budget & Finance Committee**. A copy of the 2022–23 Financial Audit by Tanner, LLC is available at www.utahbar.org/about/reports/#budget.

"GROUP" SERVICES

Fall Forum, Summer & Spring Conventions

Relationships and learning are enhanced when a premium is placed on respect for multiple points of view and on innovative methods of gathering to discuss issues facing the Bar, the legal profession and the judiciary.

During this fiscal year, the first convention event was the 2022 Summer Convention which was held in Coronado, California. The event was held July 6–9, 2022, at the Loews Coronado Bay Resort. We gathered in person, exercising safety precautions and necessary protocols, and we were honored to gather 241 of our colleagues for the CLE sessions and annual traditions of the Summer Convention. Notably, the Summer Convention included CLE sessions about lessons for lawyering from public service roles, media and its impact on the practice of law, bystanders and enablers in criminal law, and the importance of an independent judiciary.



In November 2022, the Fall Forum tradition was once again held in-person at Little America Hotel, on Friday, November 4, 2022. The theme of our event was "Utah Lawyers as Community Builders," and our keynote speaker was Governor Spencer Cox sharing about the One Utah Initiative. For the CLE sessions, we included legislative updates, family law advancements, business law practitioners sharing about our economy, and well-being as a value of our practice.

We were pleased to see more than 100 attorneys joining the Litigation Trial Academy in 2022 for practical skill building and real-time practice scenarios.

Our next important tradition was our annual gathering in St. George; the Spring 2023 Convention was held March 16–18, 2023, and included 342 practitioners in attendance. The Spring Convention featured CLE dialogue and panel presentations about well-being, family law skill building, branding as a young lawyer, persuasive oral argument, and professionalism and civility counseling. Again, we hosted a Spring Convention film, “A Once and Future Peace,” which was brought to us by the film’s producer, a valued, Utah colleague, Richard Burbidge, and CLE conversations were held regarding the film’s central work of restorative justice and mediation.



We look ahead to returning to additional in-person CLE attendance, and to hosting additional convention style events as part of our CLE repertoire. We will also continue to reach our statewide audience, and practitioners from all walks of legal life, via online engagement.

Utah Legal Community Well-being

The **Wellbeing Committee for the Legal Profession (WCLP)** is in its fourth year as a permanent standing committee. During the past fiscal year, the WCLP (Utah Supreme Court Associate **Justice Paige Petersen** and Bar Commissioner **Andrew M. Morse**) has continued to direct efforts using the expert assistance of WCLP Executive Director, Martha Knudson, an experienced lawyer with a master’s degree in applied positive psychology.

In the last year, the Utah State Bar has worked closely with the WCLP and made tremendous strides in providing advocacy, education, tools, and services to help improve the well-being of Utah’s legal community. These successes include:

- No-cost clinical mental health services for actively licensed Utah lawyers, LPPs, members of the paralegal division, and their dependents. Services are provided by Tava Health, a Utah based company offering quick access to high-quality virtual mental health services. Since its roll out in February 2023, Utah Bar member usage and response has been tremendous.




- Utah Bar licensees also received no-cost access to Unmind, a robust well-being platform accessible by desktop or through an app. Unmind offers more than 400 evidence-based resources, tools, and courses to help our licensees and law students proactively care for their mental health and well-being. Users can also employ Unmind’s tracking tool to measure their own well-being and receive individualized recommendations to help them maintain their health.



- In the past fiscal year, WCLP Director Martha Knudson, has spearheaded over 30 different sessions to law firms, government offices, legal employers, Utah Courts, Bar sections, the Office of Professional Conduct, the New Lawyer Training Program, and both Utah law schools. Programming has been centered on the impact mental health has on lawyer competence, quality client services, work and life satisfaction, and strategies to help maintain high well-being. These sessions have also showcased the well-being benefits offered by the Bar to its members.
- Ms. Knudson and the WCLP worked closely with the Utah Bar's **Committee on Professionalism & Civility** to advocate for the adoption of Comment 9 to UCJA 13-1.1 on Competence. Comment 9 has been adopted by the Utah Supreme Court, stating:

"Lawyers should be aware that their mental, emotional, and physical well-being may impact their ability to represent clients and, as such, is an important aspect of maintaining competence to practice law and compliance with the standards of professionalism and civility. Resources supporting lawyer well-being are available through the Utah State Bar."
- Ms. Knudson and the WCLP worked closely with the Bar's Admissions counsel to recommend that the Utah Supreme Court remove the mental health "Condition or Impairment" question from the Character and Fitness questionnaire for Utah Bar applicants. The Utah State Bar voted in favor of removal in June of 2023.

Another Bar Committee helping Utah licensees is **Utah Lawyers Helping Lawyers (LHL)**. LHL assists any Bar licensee whose professional performance may be impaired because of mental illness, emotional distress, substance abuse or any other disabling condition or circumstance by connecting them with a confidential mentor who has overcome similar difficulties. LHL also provides CLE programming designed to help lawyers acknowledge and overcome mental health and substance abuse issues.



BREAK THROUGH

Utah Lawyers Helping Lawyers is committed to rendering confidential assistance to any member of the Utah State Bar whose professional performance is or may be impaired because of:

- mental illness,
- emotional distress,
- substance abuse, or
- any other disabling condition or circumstance.

LHL matches those it assists with one-on-one volunteer peer mentors and conducts continuing legal education.

LAWYERS HELPING LAWYERS

801-900-3834
contact@lawyershelpinglawyers.org

Committee Support – Unrelated to Other Programs


Stand-alone committees have been charged to provide professional leadership and study of designated issues. A current listing of all Bar committees can be found at www.utahbar.org/bar-operations/.

Section & Division Support

Our staff provides support services to 39 Sections and 2 Divisions which are independent and financially self-sustaining. Activities include section meetings and elections, CLE luncheons and annual seminars, social events and charitable endeavors, dues collection, general administrative and financial services, email and newsletter communications, and the maintenance of websites and blogs. A listing of all Bar sections and divisions can be found at <http://www.utahbar.org/about/meet-section-division-chairs/>.

The Utah Bar Journal

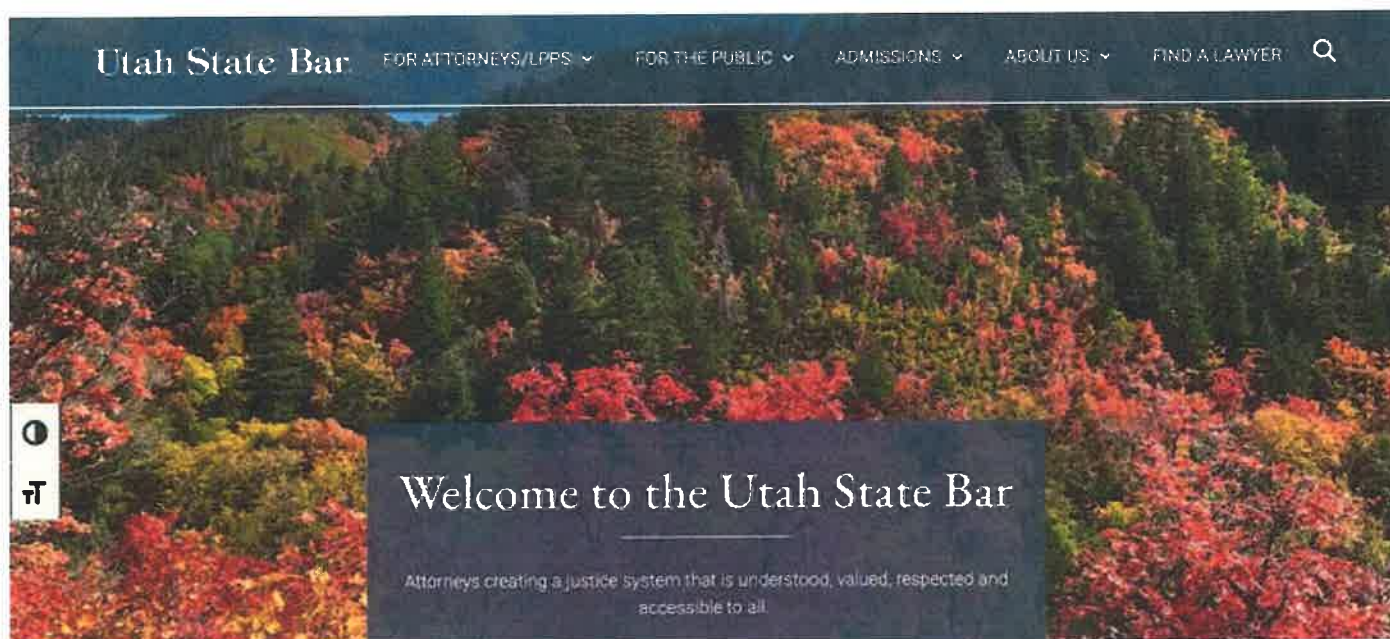
The *Utah Bar Journal* publishes articles of practical interest to Utah attorneys. The *Utah Bar Journal* was published six times this past year by the **Bar Journal Committee** (Alisha Giles, Chair) and provided to Bar licensees and subscribers. The Bar Journal Committee has 20 members and a bar staff-liaison. Access to issues of the *Utah Bar Journal* can be found at barjournal.utahbar.org.



Fifth Judicial District Courthouse, St. George, Utah

Public Outreach

In the 2022–2023 year the Bar improved service to the public and to Utah attorneys with a revamp of the Bar's website, www.utahbar.org. The goals of this redesign were to create an intuitive website that increased website engagement metrics like pages per session, session duration, and page views. Every web metric improved with the new design, and the website was nominated for a Luminary Award by the National Association of Bar Executives Communications Section.



The Bar's social media presence also received a boost in 2022–23. Reach across all social media channels (Facebook, LinkedIn and Instagram) reached an average of 37,433 per month over the Bar year, and increase of 322 percent. The increase was spearheaded by a significant improvement in Instagram numbers as the Bar increased its presence on the platform. According to a recent survey, more than half of active Utah attorneys spent time on one of the Bar's social media platforms last year.



The Bar's free lawyer referral service, Licensedlawyer.org, increased visits and referrals again from the prior year, with 1,876,544 searches and 12,344 referrals to Utah attorneys.



1,876,544
SEARCHES

12,344
REFERRALS

The Bar received 97 requests for media interviews in 2022–23, from media outlets across the country. Additionally, the Bar's public outreach supported Bar programs such as Pro Bono, conventions, judicial retention elections and many other events.

Constitution Day 2022 – Celebrated on September 23, 2022

Constitution Day was celebrated in Utah to honor the judiciary as a fundamental institution of our community and to honor Utah's past and enduring commitment to its Native American land and community members. The celebration at Matheson Courthouse, hosted by the Bar and the Office of Fairness and Accountability, featured the involvement of our Native American students from Larsen Elementary in Spanish Fork, Utah's Title VI school, who performed a student-written play about Utah's Native American roots and how the resolution of problems occurs at its best as a community effort. Guests were also honored by the remarks of Utah Supreme Court Chief Justice Matthew B. Durrant and Bar President Kristin "Katie" Woods.

Law Day 2023 – Celebrated May 5, 2023

A luncheon was held to gather our legal community and to continue our long-standing tradition of celebrating Law Day in Utah; the luncheon was held at the Grand America Hotel, on Friday, May 5, 2023. More than 200 members of our legal community gathered with students, teachers, and community members, for the event, to celebrate the time-honored annual ritual of Law Day, the importance of the American rule of law, and the need for continuous engagement to improve access to justice and due process in our courts. The theme for 2023 was "Cornerstones of Democracy: Civics, Civility and Collaboration," and we celebrated in Utah with several awards and a community dialogue honoring innovation, sustainability, and dedication to principle as part of the service of lawyers and those staffing our institutions in Utah. Classroom visits and lessons were also part of the Law Day activities throughout the month of May. Lesson plans for Utah teachers, students, and parents were also available on the Utah State Bar website for ensuring that the messaging of Law Day could take root for our youngsters, and not simply be a one-time visit or mere mention in one day of schoolwork. Lawyers continued to visit classes until the end of the school year.



Utah State Bar Early Diversity School Outreach Program

Utah State Bar lawyers created a volunteer army as part of the Utah State Bar's **Committee on Early Diversity Outreach** (Beth Kennedy, chair). The goal – to make sure all high school students know that a legal career is possible and rewarding by getting lawyers into high schools to talk about their experiences, answer questions, and demystify the profession.

This year – our first year – was a success! A total of 126 lawyers volunteered in 71 classrooms and career fairs throughout the state.

126
VOLUNTEER
LAWYERS

71
CLASSROOMS &
CAREER FAIRS

Certificates of Good Standing

Certificates of good standing offer proof of licensure and MCLE compliance. The Utah State Bar has moved all certificates of good standing to a fully automated online process. This has allowed attorneys to request and receive their certificates within 24 hours. The Utah State Bar continues to work toward procedural efficiencies throughout the organization in order to better serve the public and the profession. The General Counsel's office provided 992 certificates during fiscal 2022–23.

Ethics Hotline and Professional Development Office

Since September 2020, the Ethics Hotline has answered hundreds of ethics inquiries from Utah lawyers.

Utah lawyers and LPPs with questions regarding their professional responsibilities can contact the Utah State Bar's General Counsel office for informal guidance during any business day by sending inquiries to ethicshotline@utahbar.org.

In addition to the Ethics Hotline, the General Counsel's office has issued ethics guidance relating to the coronavirus pandemic, cybersecurity, and preparing for a catastrophic event. You can find an Ethics FAQ, an archive of Ethics Advisory Opinions, and information about how to submit a request for a formal Ethics Opinion here: <https://www.utahbar.org/submit-an-ethics-opinion-question/>.

In March 2022, the Bar designated a stand-alone position of Ethics Counsel to oversee the Ethics Hotline and launch a new initiative – the **Professional Development Office (PDO)**. PDO offers Bar members wide-ranging information and insight on how to commence, manage, and maintain a law practice, as well as preparing for retirement or transition out of the practice of law.



Need Ethics Help?

The Utah State Bar General Counsel's office can help you identify applicable disciplinary rules, provide relevant formal ethics opinions and other resource material, and offer you guidance about your ethics question.

Utah attorneys and LPPs with questions regarding their professional responsibilities can contact the Utah State Bar General Counsel's office for informal guidance during any business day by sending inquiries to ethicshotline@utahbar.org.

The Ethics Hotline advises only on the ongoing lawyers or LPPs own prospective conduct and cannot address issues of law, past conduct, or advice about the conduct of anyone other than the inquiring lawyer or LPP. The Ethics Hotline cannot convey advice through a paralegal or other assistant, has attorney-client relationship is established between lawyers or LPPs seeking ethics advice and the lawyers employed by the Utah State Bar.

UTAH STATE BAR ETHICS HOTLINE
ethicshotline@utahbar.org

Licensee Benefits

The Utah State Bar provides Lawyers and LPPs special offers and discounts on products and services that make practicing law or running a law practice easier, more efficient, and affordable. The Bar's benefit partners can be accessed on the Bar's website at <https://www.utahbar.org/business-partners/>.

All active licensees have access to free legal research through Fastcase. Last year, 1,325 Utah Bar licensees used Fastcase's free service. Licensees can access Fastcase through their Practice Portal on the Bar's website. Fastcase is also available for IOS, Android, and Windows Phone and is used by more attorneys than any other legal app according to the ABA.

The Bar offers group benefits and discounts through Beneplace. Licensees can use Beneplace to receive discounts on services like hotels, car rental, amusement parks, floral arrangements and many other goods and services. Those offers can be found on the Bar website at <https://auth.savings.beneplace.com/utahbar/sign-in>.

Public Services

Access to Justice Programs



During Fiscal Year 2022–23, the Bar continues to strengthen its commitment initiatives that advance equity in Utah’s legal system by increasing access to justice for Utahns with lower incomes or who are disadvantaged. This work is done through the Access to Justice Office (ATJ Office), the Modest Means Lawyer Referral Program, and by the ProBono and Access to Justice Commissions. Based on this focus on serving members and the public, the ATJ team expanded to include an associate staff attorney.

The ATJ Office provides direct legal aid through the Virtual Legal Clinic, Utah Free Legal Answers, and the Pro Se Calendar Volunteer Program. The Virtual Legal Clinic, which replaced Tuesday Night Bar, is growing each year. More volunteer lawyers means that more program participants may receive direct, relevant help. The clinic allows clients to meet with lawyers via phone or email to receive brief legal advice. We now have 71 VLC attorneys providing legal advice in 19 different practice areas. In 2022–2023, the Clinic assisted 1307 program participants, which is up from last year.

VIRTUAL LEGAL CLINIC
71 ATTORNEYS
19 PRACTICE AREAS
1,307 ASSISTED

Utah Free Legal Answers is a virtual legal advice service in which pro bono lawyers respond to civil legal questions submitted by eligible participants. This program is administered by the Access to Justice Office in partnership with ABA Free Legal Answers. There are 58 lawyers providing legal advice to 303 program participants. Most cases involved family law matters, with housing and debt being the next most requested topics.

The Pro Se Calendar Volunteer Program is managed by the Access to Justice Office. The 71 pro bono lawyers who donated their time on the weekly Debt Collection and Immediate Occupancy (IMO) Pro Se Calendars in Third Judicial District provided this support. Through this program, 803 participants (over 200 more than last year) with debt collection matters and 528 with housing matters received free limited-scope representation. In February, the ATJ Office ended the IMO calendar program because attorneys did not have sufficient time to help. In its place, the ATJ Office launched the Pro Se Community Clinic in partnership with People’s Legal Aid, a local nonprofit.

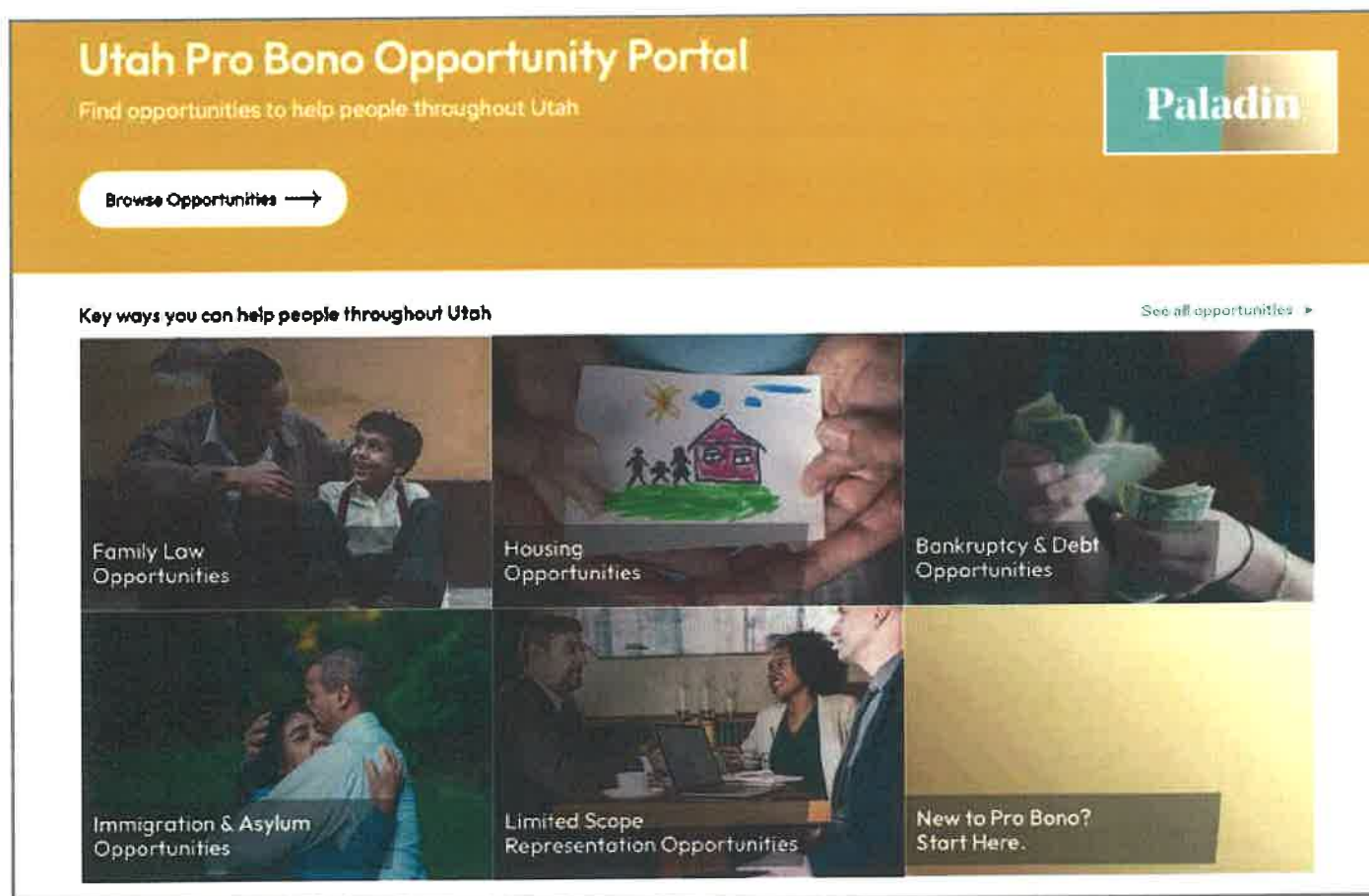
Pro se litigants on both the IMO or Debt Collection consolidated calendars have a limited understanding of how to respond to pleadings and motions. This strongly disadvantages them even when they have a colorable claim or defense. The Pro Se Community Clinic reaches people further upstream before their hearing occurs. Volunteer lawyers, LPPs, and students provide legal information and brief advice regarding claims and defenses, documents, evidence, and trial preparations during the weekly clinic. The clinic happens during a weekly Zoom meeting every Thursday from 11:00 a.m. to 1:00 p.m. Based on their need, they can receive information on how to sign up for community assistance, consult with a volunteer legal practitioner, or consult with a community partner representative from Utah Legal Services, the Disability Law Center, Utah Community Action, or the Utah State Court Self-Help Center.

In addition to pro bono services, the Bar provides reduced rate lawyer referrals through the Bar’s Modest Means Lawyer Referral Program. It allows eligible participants to receive referrals for reduced rate legal services. The Program received 455 requests, and the ATJ office gave referrals to requestors for over 64 lawyers throughout Utah who agreed to hourly rates of \$50–\$75. This work was supported and guided by the **Modest Means Committee**, (Judge Patrick Corum and Judge Ann Marie McIlff Allen, co-chairs), and staffed by the Access to Justice Office.

The **Pro Bono Commission (PBC)**, (Judge Michelle Christiansen Forster and Judge Angela Fannesbeck, co-chairs) and staffed by the Access to Justice Office, met regularly to ensure statewide support for pro bono service efforts from licensed lawyers and licensed paralegal practitioners. The PBC continues to support the expansion of Bar Signature Programs and Pro Bono Case Circulation.

The Pro Bono Case Circulation program provided pro bono representation to 165 people while numerous people were helped through specialized Bar Signature Programs. Signature programs are administered in partnership with other entities. The PBC currently supports Wills for Heroes, Senior Solutions, Guardianship, the Bankruptcy Pro Bono Program, and the Veterans Legal Clinic.

The launch of the Utah Pro Bono Opportunity Portal by Paladin (Portal) has improved visibility of pro bono clinics, events, and cases while ensuring that more people are being served. This was accomplished through the dedicated work of the Pro Bono Promoter, a new temporary position in the ATJ Office. The Portal helps facilitate the posting, tracking, and advertising of Utah's pro bono legal service opportunities. It is fully functional, filterable, and a one-stop shop for Utah legal professionals.



The **Access to Justice Commission**, (Justice **Christine M. Durham** (Ret.) and **Amy F. Sorenson**, co-chairs) and staffed by the Access to Justice Office, studies systemic access to justice issues. The ATJ Commission continues to focus on debt collection trends and procedures in Utah. In fact, with the support of the Commission, the ATJ Office was awarded a grant in April 2023 from the Utah Bar Foundation to use data-based research to study the debt collection consolidated pro se calendar with the goal of improving the system for the Utah State Courts and all parties. This project will be vital to evaluating the effectiveness of the volunteer program and for providing better training and mentorship for volunteers. In addition, the Commission continues to host the annual ATJ Summit in October and participates in a region Four-Corners ATJ Group.

Through all these events and programs, the Utah State Bar's Access to Justice Office remains committed to studying systemic issues, addressing barriers to justice, and helping those who need legal services.

Fund for Client Protection

The **Fund for Client Protection Committee** (**Stephen W. Farr**, Chair) has 11 attorney members, and 1 bar-staff liaison. There were 30 claims made to the Utah State Bar Fund for Client Protection against 8 attorneys during the 2022–2023 fiscal year totaling \$108,139. Of these claims, 29 were approved for awards totaling \$91,450. The rules to the Fund for Client Protection are housed on the court website at [https://www.utcourts.gov/resources/rules/ucja/index.htm#Chapter 14](https://www.utcourts.gov/resources/rules/ucja/index.htm#Chapter_14).

30
CLAIMS MADE
TOTALING
\$108,139

29
CLAIMS APPROVED
TOTALING
\$91,450

Unauthorized Practice of Law Committee

Only persons who are active, licensed members of the Bar in good standing may engage in the practice of law in Utah. The **Unauthorized Practice of Law (UPL) Committee** investigates UPL complaints against individuals and organizations under Supreme Court Rules of Practice Rule 14-802. During FY2020–2021, the committee (**Maribeth LeHoux** and **Michael Menssen**, Co-Chairs) received twenty-two (22) new complaints. Six (6) complaints were against attorneys licensed in Utah or other jurisdictions and the committee referred those matters to the Utah Office of Professional Conduct. The other sixteen (16) complaints were against non-lawyer individuals or organizations, six (6) of which were closed following admonition or for lack of witness cooperation or evidence. One (1) complaint was assigned to outside counsel for formal legal action in the District Court. The Committee continues to investigate the other twelve (12) complaints.

22
UPL COMPLAINTS
RECEIVED

6
REFERRED
TO OPC

6
CLOSED

1
REFERRED FOR
LEGAL ACTION

Young Lawyers Division

The 3,000-member strong Young Lawyers Division (YLD) includes Utah Bar licensees who are under 36 years of age and admitted to their first bar for less than 10 years. The YLD provides its members with CLE programming and opportunities to serve in leadership, network, and serve the community with projects such as Wills for Heroes which provides first responders across the state with free wills. Their website is <https://younglawyers.utahbar.org/>.



Joint “Group” & Public Services

Consumer Assistance Program

Through the informal process of the Consumer Assistance Program (CAP), the Utah State Bar offers support to both consumers and attorneys who request assistance in their communication with each other. CAP focuses on minor complaints submitted by consumers who most often expect and request from their attorneys timely return calls, routine updates about their cases, regular billing statements, and copies of their client files. The CAP attorney strives to facilitate communication between consumers and their lawyers so that minor issues can be resolved before they escalate into potential disciplinary matters.

Most often the CAP attorney offers guidance to consumers to help them understand what they may and may not reasonably expect from their counsel and the legal process. Additionally, many consumers need information about other Utah State Bar services such as Access to Justice, Fee Dispute Resolution, Fund for Client Protection, Licensed Lawyers, Modest Means, Tuesday Night Bar, Virtual Legal Clinic or Unauthorized Practice of Law. The CAP attorney also provides consumers with information about outside sources of help, including Legal Aid Society, Utah Legal Services, self-help information on the Utah Courts’ website, Office of Professional Conduct, and Judicial Conduct Commission.

867 FILES OPENED
192 ATTORNEYS CONTACTED
1,214 PHONE CONFERENCES/MEETINGS

During the 2022–2023 fiscal year, the CAP attorney opened 867 files (81% civil matters, 15% criminal matters), and attorneys were contacted in 192 matters (22%). Throughout the year, the CAP attorney handled 1,214 phone conferences and in-person meetings. In 150 matters (17%) the CAP attorney discussed with the consumers all of their concerns but was not able to provide assistance to them. Explaining the reasons for this was extremely helpful to the consumers.

Disciplinary Process Information Office

The Disciplinary Process Information Office (DPIO) is designed to assist those attorneys who find themselves the subject of Bar complaints. The DPIO attorney explains and answers questions about the complaint process. She refers attorneys to the appropriate procedural rules at various stages of the process and provides additional information that pertains to individual matters.

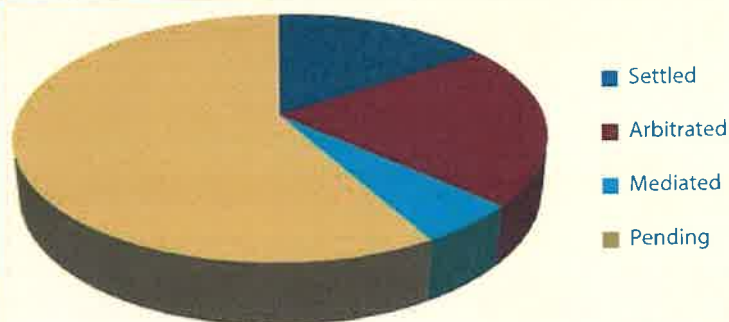
During the 2022–2023 fiscal year, the DPIO attorney opened 5 files, handled 27 phone conferences, and responded to 12 emails. The DPIO attorney provided information to 2 individuals who were seeking relicensure with the Utah State Bar, and 2 individuals who sought reinstatement.



Fee Dispute Resolution Program

In the last fiscal year, the **Fee Dispute Resolution Committee** (Jake Pate, Chair) prepared and conducted hearings with a volunteer lawyer or panels of volunteer lawyers, judges and lay people to resolve disputes about legal fees in a process through which parties voluntarily agree to be bound. The committee presently has 15 lawyers, 8 lay-people and 1 bar-staff liaison. Last year, the committee opened 19 cases, settled 3, arbitrated 4, and 1 case was mediated. A link to more information may be found at <http://www.utahbar.org/public-services/fee-dispute-resolution-program>.

Fee Dispute Resolution – Actions Taken



Law & Justice Center Operations

The Utah State Bar owns and operates the 33,000 square foot building known as the Utah Law & Justice Center. The Center provides low cost meeting room space and, in pro bono cases, no cost meeting room space. Services by the Center staff include organization of events, audio-visual rental, catering, low cost leases, tenant support, interior and exterior grounds maintenance and security. Groups using the meeting space included the Bar Commission, Bar Committees, Bar Section Continuing Legal Education luncheons and seminars, mediations, arbitrations, charitable and non-profit entities, educational organizations, public interest groups, and association trainings.

Working from home can be great...

But it's no place for a client!



The **UTAH LAW & JUSTICE CENTER** offers private, professional meeting space for your client conferences, depositions, mediations, and more!

Our meeting rooms feature:

- reasonable rates
- a central, downtown location
- free internet access
- free, adjacent parking
- audio-visual equipment and support
- beverages
- personal attention

For information & reservations, contact: Travis Nicholson, Building Facilities & Events Manager
tnicholson@utahbar.org | (801) 297-7029

Public Education, Services and Special Projects

The Bar Commission regularly provides public education projects including participation with the American Bar Association, makes appointments to Utah State Boards and Committees, helps to fund the Law Related Education Project, and sponsors the Law Day Celebration with the **Law Day Committee (Young Lawyers Division)**, among other projects.

Governmental Relations

The Utah State Bar engages in legislative activities and public policy actions related to the practice of law and the administration of justice as authorized by *Keller v. State Bar of California*, 496 U.S. 1 (1990) and as authorized by the Utah Supreme Court. The Bar hires a legislative representative and has a **Governmental Relations Committee** (Jaqualin Friend Peterson and Sarah E. Bouley, co-chairs). The Governmental Relations Committee is made up of representatives of each Bar section who meet weekly during the annual Utah Legislative session to discuss legislation that affects each practice area.

2022–2023 Section & Division Chairs

Lara Swenson
Antitrust Law

Erin Middleton
Appellate Practice

David Billings
Banking and Finance

Ryan Cadwallader
Bankruptcy

S. Adam Revelli
Business Law

Hannah Follender, J.D. Lauritzen
Cannabis Law

Nicholas Lloyd
Collection Law

Lauren DeVoe
Community Association Law

Jason Groth
Constitutional Law

Andrew Berne
Construction Law

Parker Russell
Corporate Counsel

Nicholas Mills
Criminal Law

Elizabeth Benegas
Cyber Law

Jonathan Felt
Dispute Resolution

Kristina Kindl
Education Law

Kurt Reber
Elder Law

Derek Julio
Entertainment, Communications
& Media Law

Heath Waddingham
Environmental Law

Marianne Ludlow
Estate Planning

Brent Hall
Family Law

C. Christian Thompson
Franchise Law

Duncan Murray
Government & Administrative Law

Allison Griffiths
Health Law

Beth Parker
Indian Law

Jeremy Barton
Intellectual Property Law

Joseph Brubaker
International Law

Sheleigh Harding
Juvenile Law

Tyler Dever
Labor & Employment Law

Benjamin Lear
Legal Entrepreneur Law

Matthew Bell
Limited Scope Law

Kimberly Neville
Litigation

J. Ed Christiansen
Military Law

Blake Voorhees
Non-Profit

J. Bion Wimmer
Real Property

Thomas Brady
Securities Law

Clayton Simms
Small Firm

Nathan Firouzi
Tax Law

Cedar Cosner
Young Lawyer Division

Katie Lawyer
Paralegal Division



2022–2023 Awards



Judge of the Year
Hon. Laura S. Scott



**Dorathy Merrill Brothers Award
for the Advancement of Women
in the Legal Profession**
Ashley Peck



Lawyer of the Year
Laura Milliken Gray



**Raymond S. Uno Award
for the Advancement of Minorities
in the Legal Profession**
Sade Turner



Committee of the Year
**Licensed Paralegal
Practitioner Committee**



Charlotte L. Miller Mentoring Award
Phillip S. Ferguson



Section of the Year
Business Law Section



James B. Lee Mentoring Award
Hon. Su J. Chon




Community Member
Shawn Newell



Paul T. Moxley Mentoring Award
Jennifer S. Huntsman



Professionalism Award
Robert S. Clark



Matheson Courthouse, Salt Lake City, Utah

TAB 5

UTAH STATE BAR COMMISSION MEETING

MINUTES

Friday, September 22, 2023
Snowpine Lodge – Alta, Utah

In Attendance: President Erik Christiansen, and Commissioners J. Brett Chambers, Matt Hansen, Greg Hoole, Mark Morris, Chrystal Mancuso-Smith, Kim Cordova, Traci Gunderson, Cara Tangaro, Tyler Young, Rick Hoffman, Shawn Newell, and John Rees.

Ex-Officio Members: Anaya Gayle, Kristin Woods, Lauren Shurman, Margaret Plane

Not in Attendance: Commissioner Tom Bayles, and Ex-Officio members Ashley Beihl, Camila Moreno, Katie Lawyer, Tony Graf, Nathan Adler, Dean Elizabeth Warner, and Dean David Moore.

Also in Attendance: Executive Director Elizabeth A. Wright, Assistant Executive Director Brooke Muir, General Counsel Maribeth LeHoux, Utah Court Representative Nick Stiles, Scotti Hill for the Young Lawyers Division, and Chris Newbold from ALPS

1. President's Welcome and Reports

1.1 Admissions Ceremony

Mr. Christensen reminded the Commission that the Admissions Ceremony will be held at noon on October 27 at the Salt Palace.

1.2 Lawyer-Legislator Breakfast

Mr. Christensen informed the Commission that the Lawyer-Legislative breakfast at the State Capitol will be on November 15 at 7:30 am and encouraged attendance.

1.3 Judicial Council Report: Margaret Plane

Ms. Plane provided a report on the Judicial Council, including a discussion on judicial compensation.

2. Action Items

2.1 Approve Purchase of a Table at UMBA Scholarship and Awards Banquet

Mr. Christiansen discussed the UMBA Scholarship and Awards Banquet, and reported the Commission usually purchases a table for the event for \$1,000.

Ms. Mancuso-Smith moved to approve the proposal and Mr. Hoffman seconded. The motion passed unanimously.

2.2 Oral History Videos

Mr. Christiansen told the Commission that following the last meeting, he had received a written request for funding from Bruce Baird in order to record and produce lawyer oral

history videos. The Commission discussed the request and Mr. Christensen stated he would write Mr. Baird a letter regarding the matter.

2.3 Approve Fall Forum Award Recipients

Ms. Woods presented the Fall Forum Award nominations. The Commission discussed the nominees and various awards.

Ms. Tangaro moved to award the Professionalism Award to Hon. George Harmon. Ms. Cordova seconded. The motion passed unanimously.

Ms. Cordova moved to award the Mentoring Awards as follows: James Lee Award to Hon. Augustus Chin; Paul Moxley Award to Philip Lear, and the Charlotte Miller Award to Rebecca Ryon. Mr. Newell seconded. The motion passed unanimously.

Ms. Tangaro moved to award the Community Member Award to Kaitlyn Piper and Mr. Hansen seconded. The motion passed unanimously.

Ms. Cordova moved to award Heather Tanana the Award for Special/Distinguished Service and Ms. Tangara seconded. The motion passed unanimously.

3. Adjournment.

The Commission adjourned at 1 p.m.